

UNIVERSITY OF KERALA

B.TECH. DEGREE COURSE (2020 SCHEME)



SYLLABUS FOR

IV SEMESTER

ELECTRONICS AND COMMUNICATION ENGINEERING

SEMESTER IV

SLOT	COURSE NO.	COURSES	L-T-P	HOURS	CREDITS
A	MAT 204	PROBABILITY, RANDOM PROCESS AND NUMERICAL METHODS	3-1-0	4	4
B	ECT 202	ANALOG CIRCUITS	3-1-0	4	4
C	ECT 204	SIGNALS AND SYSTEMS	3-1-0	4	4
D	ECT 206	COMPUTER ARCHITECTURE AND MICROCONTROLLERS	3-1-0	4	4
E 1/2	EST200	DESIGN AND ENGINEERING	2-0-0	2	2
	HUT200	PROFESSIONAL ETHICS	2-0-0	2	2
F	MCN202	CONSTITUTION OF INDIA	2-0-0	2	--
S	ECL 202	ANALOG CIRCUITS AND SIMULATION LAB	0-0-3	3	2
T	ECL 204	MICROCONTROLLER LAB	0-0-3	3	2
R/M/H	VAC	Remedial/Minor/Honours course	3-1-0	4**	4
TOTAL				26/30	22/26

MATHEMATICS – 4**(For Electrical, Electronics and Applied Electronics)**

CODE	Course Name	CATEGORY	L-T-P - Credits
CODE MAT 204	PROBABILITY, RANDOM PROCESSES AND NUMERICAL METHODS	BASIC SCIENCE COURSE	3-1-0-4

Preamble:

This course introduces students to the modern theory of probability and statistics, covering important models of random variables and analysis of random processes using appropriate time and frequency domain tools. A brief course in numerical methods familiarizes students with some basic numerical techniques for finding roots of equations, evaluating definite integrals solving systems of linear equations and solving ordinary differential equations which are especially useful when analytical solutions are hard to find.

Prerequisite: A basic course in one-variable and multi-variable calculus.

Course Outcomes: After the completion of the course the student will be able to

CO 1	Understand the concept, properties and important models of discrete random variables and, using them, analyse suitable random phenomena.
CO 2	Understand the concept, properties and important models of continuous random variables and, using them, analyse suitable random phenomena.
CO 3	Analyse random processes using autocorrelation, power spectrum and Poisson process model as appropriate.
CO 4	Compute roots of equations, evaluate definite integrals and perform interpolation on given numerical data using standard numerical techniques
CO 5	Apply standard numerical techniques for solving systems of equations, fitting curves on given numerical data and solving ordinary differential equations.

Mapping of course outcomes with program outcomes

	PO1	PO2	PO3	PO4	PO5	PO6	PO7	PO8	PO9	PO10	PO11	PO12
CO 1	3	2	2	2	2					2		1
CO 2	3	2	2	2	2					2		1
CO 3	3	2	2	2	2					2		1
CO 4	3	2	2	2	2					2		1
CO 5	3	2	2	2	2					2		1

Assessment Pattern

Bloom's Category	Continuous Assessment Tests(%)		End Semester Examination (%)
	1	2	
Remember	10	10	10
Understand	30	30	30
Apply	30	30	30
Analyse	20	20	20
Evaluate	10	10	10
Create			

End Semester Examination Pattern: There will be two parts; Part A and Part B. Part A contain 10 questions with 2 questions from each module, having 3 marks for each question. Students should answer all questions. Part B contains 2 questions from each module of which student should answer any one. Each question can have maximum 2 sub-divisions and carry 14 marks.

Course Level Assessment Questions**Course Outcome 1 (CO1):**

1. Let X denotes the number that shows up when an unfair die is tossed. Faces 1 to 5 of the die are equally likely, while face 6 is twice as likely as any other. Find the probability distribution, mean and variance of X .
2. An equipment consists of 5 components each of which may fail independently with probability 0.15. If the equipment is able to function properly when at least 3 of the components are operational, what is the probability that it functions properly?
3. X is a binomial random variable $B(n,p)$ with $n = 100$ and $p = 0.1$. How would you approximate it by a Poisson random variable?
4. Three balls are drawn at random without replacement from a box containing 2 white, 3 red and 4 black balls. If X denotes the number of white balls drawn and Y denotes the number of red balls drawn, find the joint probability distribution of (X,Y)

Course Outcome 2 (CO2):

1. What can you say about $P(X=a)$ for any real number a when $X(s)$ is (i) a discrete random variable? (ii) a continuous random variable?
2. A string, 1 meter long, is cut into two pieces at a random point between its ends. What is the probability that the length of one piece is at least twice the length of the other?

3. A random variable has a normal distribution with standard deviation 10. If the probability that it will take on a value less than 82.5 is 0.82, what is the probability that it will take on a value more than 58.3?

4. X and Y are independent random variables with X following an exponential distribution with parameter μ and Y following an exponential distribution with parameter λ . Find $P(X + Y \leq 1)$

Course Outcome 3(CO3):

1. A random process $X(t)$ is defined by a $\cos(\omega t + \Theta)$ where a and ω are constants and Θ is uniformly distributed in $[0, 2\pi]$. Show that $X(t)$ is WSS

2. How are the autocorrelation function and power spectral density of a WSS process are related to each other?

3. Find the power spectral density of the WSS random process $X(t)$ given the autocorrelation function $R_x(\tau) = 9e^{-|\tau|}$

4. A conversation in a wireless ad-hoc network is severely disturbed by interference signals according to a Poisson process of rate $\lambda = 0.01$ per minute. (a) What is the probability that no interference signals occur within the first two minutes of the conversation? (b) Given that the first two minutes are free of disturbing effects, what is the probability that in the next minute precisely 1 interfering signal disturbs the conversation? (c) Given that there was only 1 interfering signal in the first 3 minutes, what is the probability that there would be at most 2 disturbances in the first 4 minutes?

Course Outcome 4(CO4):

1. Use Newton-Raphson method to find a real root of the equation $f(x) = e^{2x} - x - 6$ correct to 4 decimal places.

2. Compare Newton's divided difference method and Lagrange's method of interpolation.

3. Use Newton's forward interpolation formula to compute the approximate values of the function f at $x = 0.25$ from the following table of values of x and $f(x)$

x	0	0.5	1	1.5	2
f(x)	1.0000	1.0513	1.1052	1.1618	1.2214

4. Find a polynomial of degree 3 or less the graph of which passes through the points (-1, 3), (0,-4), (1,5) and (2,-6)

Course Outcome 5 (CO5):

1. Apply Gauss-Seidel method to solve the following system of equations

$$4x_1 - x_2 - x_3 = 3$$

$$-2x_1 + 6x_2 + x_3 = 3$$

$$-x_1 + x_2 + 7x_3 = -6$$

2. Using the method of least squares fit a straight line of the form $y = ax + b$ to the following set of ordered pairs (x, y) :
(2,4), (3,5), (5,7), (7,10), (9,15)
3. Write the normal equations for fitting a curve of the form $y = a_0 + a_1 x^2$ to a given set of pairs of data points.
4. Use Runge-Kutta method of fourth order to compute $y(0.25)$ and $y(0.5)$, given the initial value problem

$$y' = x + xy + y, y(0) = 1$$

Syllabus

Module 1 (Discrete probability distributions) 9 hours

(Text-1: Relevant topics from sections-3.1-3.4, 3.6, 5.1)

Discrete random variables and their probability distributions, Expectation, mean and variance, Binomial distribution, Poisson distribution, Poisson approximation to the binomial distribution, Discrete bivariate distributions, marginal distributions, Independent random variables, Expectation (multiple random variables)

Module 2 (Continuous probability distributions) 9 hours

(Text-1: Relevant topics from sections-4.1-4.4, 3.6, 5.1)

Continuous random variables and their probability distributions, Expectation, mean and variance, Uniform, exponential and normal distributions, Continuous bivariate distributions, marginal distributions, Independent random variables, Expectation (multiple random variables), i. i. d random variables and Central limit theorem (**without proof**).

Module 3 (Random Processes) 9 hours

(Text-2: Relevant topics from sections-8.1-8.5, 8.7, 10.5)

Random processes and classification, mean and autocorrelation, wide sense stationary (WSS) processes, autocorrelation and power spectral density of WSS processes and their properties, Poisson process-distribution of inter-arrival times, combination of independent Poisson processes (merging) and subdivision (splitting) of Poisson processes (**results without proof**).

Module 4 (Numerical methods -I) 9 hours

(Text 3- Relevant topics from sections 19.1, 19.2, 19.3, 19.5)

Errors in numerical computation-round-off, truncation and relative error, Solution of equations – Newton-Raphson method and Regula-Falsi method. Interpolation-finite differences, Newton's forward and backward difference method, Newton's divided difference method and Lagrange's method. Numerical integration-Trapezoidal rule and Simpson's 1/3rd rule **(Proof or derivation of the formulae not required for any of the methods in this module)**

Module 5 (Numerical methods -II) 9 hours

(Text 3- Relevant topics from sections 20.3, 20.5, 21.1)

Solution of linear systems-Gauss-Seidel and Jacobi iteration methods. Curve fitting-method of least squares, fitting straight lines and parabolas. Solution of ordinary differential equations-Euler and Classical Runge-Kutta method of second and fourth order, Adams-Moulton predictor-correction method **(Proof or derivation of the formulae not required for any of the methods in this module)**

Text Books

1. (Text-1) Jay L. Devore, Probability and Statistics for Engineering and the Sciences, 8 th edition, Cengage, 2012
2. (Text-2) Oliver C. Ibe, Fundamentals of Applied Probability and Random Processes, Elsevier, 2005.
3. (Text-3) Erwin Kreyszig, Advanced Engineering Mathematics, 10 th Edition, John Wiley & Sons, 2016.

Reference Books

1. Hossein Pishro-Nik, Introduction to Probability, Statistics and Random Processes, Kappa Research, 2014 (Also available online at www.probabilitycourse.com)
2. V.Sundarapandian, Probability, Statistics and Queueing theory, PHI Learning, 2009
3. Gubner, Probability and Random Processes for Electrical and Computer Engineers, Cambridge University Press,2006.
4. B.S. Grewal, Higher Engineering Mathematics, Khanna Publishers, 36 Edition, 2010.

Assignments

Assignments should include specific problems highlighting the applications of the methods introduced in this course in physical sciences and engineering.

Course Contents and Lecture Schedule

No	Topic	No. of Lectures
1	Discrete Probability distributions	9 hours
1.1	Discrete random variables and probability distributions, expected value, mean and variance (discrete)	3
1.2	Binomial distribution-mean, variance, Poisson distribution-mean, variance, Poisson approximation to binomial	3
1.3	Discrete bivariate distributions, marginal distributions, Independence of random variables (discrete), Expected values	3
2	Continuous Probability distributions	9 hours
2.1	Continuous random variables and probability distributions, expected value, mean and variance (continuous)	2
2.2	Uniform, exponential and normal distributions, mean and variance of these distributions	4
2.3	Continuous bivariate distributions, marginal distributions, Independent random variables, Expected values, Central limit theorem.	3
3	Random processes	9 hours
3.1	Random process -definition and classification, mean , autocorrelation	2
3.2	WSS processes its autocorrelation function and properties	2
3.3	Power spectral density	2
3.4	Poisson process, inter-distribution of arrival time, merging and splitting	3
4	Numerical methods-I	9 hours
4.1	Roots of equations- Newton-Raphson, regulafalsi methods	2
4.2	Interpolation-finite differences, Newton's forward and backward formula,	3
4.3	Newton's divided difference method, Lagrange's method	2
4.4	Numerical integration-trapezoidal rule and Simpson's 1/3-rd rule	2
5	Numerical methods-II	9 hours
5.1	Solution of linear systems-Gauss-Siedal method, Jacobi iteration method	2
5.2	Curve-fitting-fitting straight lines and parabolas to pairs of data points using method of least squares	2
5.3	Solution of ODE-Euler and Classical Runge-Kutta methods of second and fourth order	4
5.4	Adams-Moulton predictor-corrector method	1

Model Question Paper

Reg No:

Name:

Total Pages: 3

KERALA UNIVERSITY
FOURTH SEMESTER B.TECH DEGREE EXAMINATION
 (Month & year)
 Course Code: MAT 204

Course Name: PROBABILITY, RANDOM PROCESSES AND NUMERICAL METHODS

(For Electronics and Communication)

Max Marks :100

Duration : 3 Hours

PART A

(Answer all questions. Each question carries 3 marks)

1. Suppose X is binomial random variable with parameters $n = 100$ and $p = 0.02$. Find $P(X < 3)$ using (3)
 (3) Poisson approximation to X

2. The diameter of circular metallic discs produced by a machine is a random variable with mean 6cm (3)
 and variance 2cm. Find the mean area of the discs.

3. Find the mean and variance of the continuous random variable X with probability density function (3)

$$f(x) = \begin{cases} 2x - 4, & 2 \leq x \leq 3 \\ 0, & \text{otherwise} \end{cases}$$

4. The random variable X is exponentially distributed with mean 3. Find $P(X > t + 3 | X > t)$ where t is (3)
 any positive real number.

5. Give any two examples of a continuous time discrete state random processes.

6. How will you calculate the mean, variance and total power of a WSS process from its autocorrelation (3)
 function?

7. Find all the first and second order forward and backward differences of y for the following set of (3)
 (x, y) values: (0.5, 1.13), (0.6, 1.19), (0.7, 1.26), (0.8, 1.34)

8. The following table gives the values of a function f(x) for certain values of x. (3)

x	0	0.25	0.50	0.75	1

Evaluate $\int_0^1 f(x)dx$ using trapezoidal rule.

9. Explain the principle of least squares for determining a line of best fit to a given data (3)

10. Given the initial value problem $y' = y + x$, $y(0) = 0$, find $y(0.1)$ and $y(0.2)$ using Euler method. (3)

PART B

(Answer one question from each module)

MODULE 1

11. (a) The probability mass function of a discrete random variable is $p(x) = kx$, $x = 1, 2, 3$ where k is a positive constant. Find (i) the value of k (ii) $P(X \leq 2)$ (iii) $E[X]$ and (iv) $\text{var}(1 - X)$. (7)

(b) Find the mean and variance of a binomial random variable (7)

OR

12. (a) Accidents occur at an intersection at a Poisson rate of 2 per day. what is the probability that there would be no accidents on a given day? What is the probability that in January there are at least 3 days (not necessarily consecutive) without any accidents? (7)

(b) Two fair dice are rolled. Let X denote the number on the first die and $Y = 0$ or 1 , according as the first die shows an even number or odd number. Find (i) the joint probability distribution of X and Y , (ii) the marginal distributions. (iii) Are X and Y independent? (7)

MODULE 2

13. (a) The IQ of an individual randomly selected from a population is a normal distribution with mean 100 and standard deviation 15. Find the probability that an individual has IQ (i) above 140 (ii) between 120 and 130. (7)

(b) A continuous random variable X is uniformly distributed with mean 1 and variance $4/3$. Find $P(X < 0)$ (7)

OR

14. (a) The joint density function of random variables X and Y is given by (7)

$$f(x) = \begin{cases} -(x + y), & x > 0, y > 0 \\ 0, & \text{otherwise} \end{cases}$$

Find $P(X + Y \leq 1)$. Are X and Y independent? Justify.

(b) The lifetime of a certain type of electric bulb may be considered as an exponential random (7)

variable with mean 50 hours. Using central limit theorem, find the approximate probability that 100 of these electric bulbs will provide a total of more than 6000 hours of burning time.

MODULE 3

15. (a) A random process $X(t)$ is defined by $X(t) = Y(t) \cos(\omega t + \theta)$ where $Y(t)$ is a WSS process, ω is a constant and θ is uniformly distributed in $[0, 2\pi]$ and is independent of $Y(t)$. Show that $X(t)$ is WSS (7)

(b) Find the power spectral density of the random process $X(t) = a \sin(\omega_0 t + \theta)$, ω_0 constant and θ is uniformly distributed in $(0, 2\pi)$ (7)

OR

16. Cell-phone calls processed by a certain wireless base station arrive according to a Poisson process with an average of 12 per minute.

(a) What is the probability that more than three calls arrive in an interval of length 20 seconds? (7)

(b) What is the probability that more than 3 calls arrive in each of two consecutive intervals of length 20 seconds? (7)

MODULE 4

17. (a) Use Newton-Raphson method to find a non-zero solution of $x = 2 \sin x$. Start with $x_0 = 1$ (7)

(b) Using Lagrange's interpolating polynomial estimate $f(1.5)$ for the following data (7)

x	0	1	2	3
$y=f(x)$	0	0.9826	0.6299	0.5532

OR

18. (a) Consider the data given in the following table

x	0	0.5	1	1.5	2
f(x)	1.000	1.0513	1.1052	1.1618	1.2214

Estimate the value of f(1.80) using Newton's backward interpolation formula.

(b) Evaluate $\int_0^1 e^{-\frac{x^2}{2}} dx$ using Simpson's one-third rule, dividing the interval [0, 1] into 8 subintervals

MODULE 5

19. (a) Using Gauss-Seidel method, solve the following system of equations

$$20x + y - 2z = 17$$

$$3x + 20y - z = -18$$

$$2x - 3y + 20z = 25$$

(b) The table below gives the estimated population of a country (in millions) for during 1980-1995

year	1980	1985	1990	1995
population	227	237	249	262

Plot a graph of this data and fit an appropriate curve to the data using the method of least squares. Hence predict the population for the year 2010.

20.(a)) Use Runge-Kutta method of fourth order to find y(0.2) given the initial value problem

$$dy/dx = xy/(1 + x^2), \quad y(0) = 1$$

Take step-size, h = 0.1

(b) Solve the initial value problem

$$dy/dx = x + y, \quad y(0) = 0,$$

in the interval $0 \leq x \leq 1$, taking step-size h = 0.2. Calculate y(0.2), y(0.4) and y(0.6) using Runge-Kutta second order method, and y(0.8) and y(1.0) using Adam-Moulton predictor corrector method.

ECT202	ANALOG CIRCUITS	CATEGORY	L	T	P	CREDIT
		PCC	3	1	0	4

Preamble: This course aims to develop the skill of analyse and design of different types of analog circuits using discrete electronic components.

Prerequisite: EST130 Basics of Electrical and Electronics Engineering

Course Outcomes: After the completion of the course the student will be able to

CO 1	Design analog signal processing circuits using diodes and first order RC circuit
CO 2	Analyse basic amplifiers using BJT and MOSFET
CO 3	Apply the principle of oscillator and regulated power supply circuits.

Mapping of course outcomes with program outcomes

	PO 1	PO 2	PO 3	PO 4	PO 5	PO 6	PO 7	PO 8	PO 9	PO 10	PO 11	PO 12
CO 1	3	3										2
CO 2	3	3										2
CO 3	3	3										2

AssessmentPattern

Bloom's Category		Continuous Assessment Tests		End Semester Examination
		1	2	
Remember	K1	10	10	10
Understand	K2	20	20	20
Apply	K3	20	20	70
Analyse	K4			
Evaluate				
Create				

Markdistribution

Total Marks	CIE	ESE	ESE Duration
150	50	100	3 hours

Continuous Internal Evaluation Pattern:

Attendance : 10marks
 Continuous Assessment Test(2numbers) : 25 marks
 Assignment/Quiz/Course project : 15marks

End Semester Examination Pattern: There will be two parts; Part A and Part B. Part A contain 10 questions with 2 questions from each module, having 3 marks for each question. Students should answer all questions. Part B contains 2 questions from each module of which student should answer any one. Each question can have maximum 2 sub-divisions and carry 14 marks.

Course Level Assessment Questions

Course Outcome 1 (CO1): Design analog signal processing circuits using diodes and first order RC circuit.

1. For the given specification design a differentiator / integrator circuit.
2. For the given transfer characteristics design clipping / clamping circuit.
3. Design first order RC low-pass / high-pass circuit for the given specification.

Course Outcome 2 (CO2): Analyse basic amplifiers using BJT.

1. For the given transistor biasing circuit, determine the resistor values, biasing currents and voltages.
2. Design a RC coupled amplifier for a given gain.
3. Analyse the frequency response of BJT RC coupled amplifier using hybrid π model.

Course Outcome 2 (CO2): Analyse basic amplifiers using MOSFET.

1. Perform DC analysis of MOSFET circuits.
2. Design a common source amplifier.
3. Deduce the expression for voltage gain of CS stage with diode-connected load.

Course Outcome 2 (CO2): Analyse basic feedback amplifiers using BJT and MOSFET

1. Deduce the expression for voltage gain, input impedance and output impedance of the four feedback amplifier topologies.
2. Design practical discrete amplifiers for the four feedback amplifier topologies.

Course Outcome 3 (CO3): Apply the principle of oscillator and regulated power supply.

1. Design oscillator using BJT to generate sine wave for the given frequency.
2. Deduce the expression for maximum efficiency of class B power amplifiers.
3. Illustrate the DC and AC load line in transformer coupled class A power amplifiers.
4. Design voltage regulator for the given specifications.

SYLLABUS

Module 1:

Wave shaping circuits: First order RC differentiating and integrating circuits, First order RC low pass and high pass filters.

Diode Clipping circuits - Positive, negative and biased clipper. Diode Clamping circuits - Positive, negative and biased clamper.

Transistor biasing: Need, operating point, concept of DC load line, fixed bias, selfbias, voltage divider bias, bias stabilization.

Module 2:

BJT Amplifiers: RC coupled amplifier (CE configuration) – need of various components and design, Concept of AC load lines, voltage gain and frequency response.

Small signal analysis of CE configuration using small signal hybrid-pi model for mid frequency and low frequency. (gain, input and output impedance).

High frequency equivalent circuits of BJT, Miller effect, Analysis of high frequency response of CE amplifier.

Module 3:

MOSFET amplifiers: MOSFET circuits at DC, MOSFET as an amplifier, Biasing of discrete MOSFET amplifier, small signal equivalent circuit. Small signal voltage and current gain, input and output impedance of CS configuration. CS stage with current source load, CS stage with diode-connected load.

Multistage amplifiers - effect of cascading on gain and bandwidth. Cascode amplifier.

Module 4:

Feedback amplifiers: Effect of positive and negative feedback on gain, frequency response and distortion. The four basic feedback topologies, Analysis of discrete BJT circuits in voltage-series and voltage-shunt feedback topologies - voltage gain, input and output impedance.

Oscillators: Classification, criterion for oscillation, Wien bridge oscillator, Hartley and Crystal oscillator. (working principle and design equations of the circuits; analysis of Wien bridge oscillator only required).

Module 5:

Power amplifiers: Classification, Transformer coupled class A power amplifier, push pull class B and class AB power amplifiers, complementary-symmetry class B and Class AB power amplifiers, efficiency and distortion (no analysis required)

Regulated power supplies: Shunt voltage regulator, series voltage regulator, Short circuit protection and fold back protection, Output current boosting.

Text Books

1. Robert Boylestad and L Nashelsky, "Electronic Devices and Circuit Theory", 11/e Pearson, 2015.
2. Sedra A. S. and K. C. Smith, "Microelectronic Circuits", 6/e, Oxford University Press, 2013.

Reference Books

1. Razavi B., "Fundamentals of Microelectronics", Wiley, 2015
2. Neamen D., "Electronic Circuits, Analysis and Design", 3/e, TMH, 2007. 3. 3.
3. David A Bell, "Electronic Devices and Circuits", Oxford University Press, 2008.
4. Rashid M. H., "Microelectronic Circuits - Analysis and Design", Cengage Learning, 2/e, 2011
5. Millman J. and C. Halkias, "Integrated Electronics", 2/e, McGraw-Hill, 2010.

Course Contents and Lecture Schedule

No	Topic	No. of lectures
1	Wave shaping circuits	
1.1	Analysis and design of RC differentiating and integrating circuits	2
1.2	Analysis and design of First order RC low pass and high pass filters	2
1.3	Clipping circuits - Positive, negative and biased clipper	1
1.4	Clamping circuits - Positive, negative and biased clamper	1
	Transistor biasing	
1.5	Need of biasing, operating point, bias stabilization, concept of load line	1
	Design of fixed bias, self bias, voltage divider bias.	2
2	BJT Amplifiers	
2.1	Classification of amplifiers, RC coupled amplifier (CE configuration) – need of various components and design, Concept of AC load lines.	2
2.2	Small signal analysis of CE configuration using small signal hybrid π model for mid frequency. (gain, input and output impedance).	3
2.3	High frequency equivalent circuits of BJT, Miller effect, Analysis of high frequency response of CE amplifier. voltage gain and frequency response	4
3	MOSFET amplifiers	
3.1	MOSFET circuits at DC, MOSFET as an amplifier, Biasing of discrete MOSFET amplifier,	2
3.2	Small signal equivalent circuit. Small signal voltage and current gain, input and output impedances of CS configuration.	3

3.3	CS stage with current source load, CS stage with diode-connected load.	2
3.4	Multistage amplifiers - effect of cascading on gain and bandwidth. Cascode amplifier.	2
4 Feedback amplifiers		
4.1	Properties of positive and negative feedback on gain, frequency response and distortion.	1
4.2	Analysis of the four basic feedback topologies	2
4.3	Analysis of discrete circuits in each feedback topologies -voltage gain, input and output impedance	3
Oscillators		
4.4	Classification, criterion for oscillation	1
	Wien bridge oscillator, Hartley and Crystal oscillator. (working principle and design equations of the circuits; analysis not required).	2
5 Power amplifiers		
5.1	Classification, Transformer coupled class A power amplifier	1
5.2	push pull class B and class AB power amplifiers, complementary-symmetry class B and Class AB power amplifiers, efficiency and distortion (no analysis required)	3
Linear Regulated power supplies		
5.3	Principle of Linear Regulated power supplies, Shunt voltage regulator	1
5.4	Series voltage regulator, Short circuit protection and fold back protection, Output current boosting	2

ASSIGNMENT

At least one assignment should be simulation of different types of transistor amplifiers on any circuit simulation software.

Model Question paper
UNIVERSITY OF KERALA
THIRD SEMESTER B.TECH DEGREE EXAMINATION, (Model Question Paper)
Course Code: ECT202
Course Name: ANALOG CIRCUITS

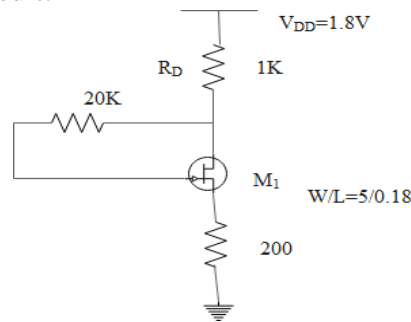
Max.Marks:100

Duration: 3Hours

PART A

Answer ALL Questions. Each Carries 3 mark.

- | | | | |
|---|---|---|----|
| 1 | Design the first order RC high pass filter with cut off frequency 2Kz. | 3 | K3 |
| 2 | Describe about the double ended clipping. | 3 | K2 |
| 3 | Differentiate between DC and AC load lines. | 3 | K2 |
| 4 | What is the significance of Miller effect on high frequency amplifiers? | 3 | K1 |
| 5 | What are the effects of cascading in gain and bandwidth of an amplifier? | | K1 |
| 6 | Calculate the drain current if $\mu_n C_{ox} = 100 \mu A/V^2$, $V_{TH} = 0.5V$ and $\lambda = 0$ in the following circuit. | 3 | K3 |



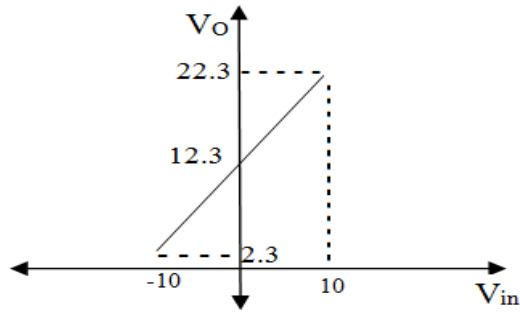
- | | | | |
|-----|--|---|----|
| 7. | Illustrate the effect of negative feedback on bandwidth and gain of the amplifier. | 3 | K2 |
| 8. | Explain the criteria for an oscillator to oscillate. | 3 | K1 |
| 9. | How to eliminate cross over distortion in class-B power amplifier? | 3 | K2 |
| 10. | What is line regulation and load regulation in the context of a voltage regulator? | | K2 |

PART – B

Answer one question from each module; each question carries 14 marks.

Module - I

- | | | | |
|-------|---|---|--------|
| 11. a | Design a differentiator circuit for a square wave signal with $V_{pp} = 10$ and frequency 10KHz. | 6 | CO1 K3 |
| b. | Design a clamper circuit to get the following transfer characteristics, assuming voltage drop across diodes 0.7V. | 8 | CO1 K3 |

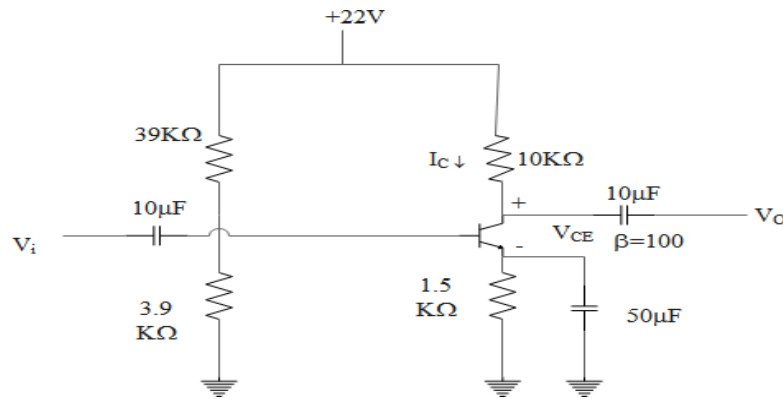


OR

12. a Explain the working of an RC differentiator circuit for a square wave input with period T . Sketch its output waveform for $RC \gg T$, $RC \ll T$ and $RC = T$. . 5 K2

CO1

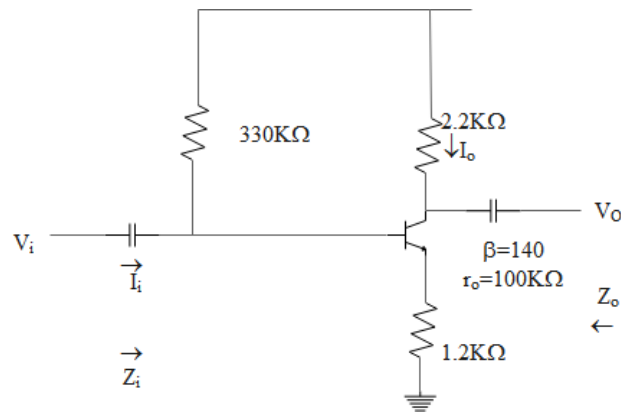
b. With reference to the following circuit, draw the load line and mark the Q point of the Silicon BJT transistor. 9 K3



CO2

Module - II

13. For the following RC coupled amplifier determine r_e , Z_i , Z_o and A_v . 14 K3 CO2



OR

14 a Draw the high frequency hybrid π model of BJT in CE configuration and explain the significance of each parameter.

6 K2

CO2

b. Analyse BJT RC coupled amplifier in CE configuration at high frequency using hybrid π model.

8 K2

CO2

Module – III

15. a. Draw the circuit of a common source amplifier using MOSFET. Derive the expressions for voltage gain and input resistance from small signal equivalent circuit.

7 K2

CO2

b. How wide bandwidth is obtained in Cascode amplifier

7 K2

CO2

OR

16 .Draw the CS stage with current source load and deduce the expression for voltage gain of the amplifier

14 k3

co2

Module – IV

17. Give the block schematic of current-series feedback amplifier configuration and deduce the expression for gain, input impedance and output impedance with feedback. Design a practical circuit for this current-series feedback amplifier

14 K3 CO2

OR

18. a) Design wein-bridge oscillator using BJT to generate 1KHzsinewave.8 K3 CO3

b) Explain the working principle of crystal oscillator

6 K2 CO3

Module - V

19. Illustrate the working principle of complementary-symmetry class B power amplifiers and deduce the maximum efficiency of the circuit

14 K2

CO2

OR

20. Design a discrete series voltage regulator with short circuit protection for regulated output voltage 10V and maximum current 100 mA.

14 K3

CO3

Simulation Assignments (ECT 202)

The following simulations can be done in QUCS, KiCad, PSPICE

1. Design and simulate a voltage series feedback amplifier based on BJT/ MOSFET. Observe the input and output signals. Plot the AC frequency response. Observe the Nyquist plot and understand its stability
2. Design and simulate a voltage shunt feedback amplifier based on BJT/ MOSFET. Observe the input and output signals. Plot the AC frequency response. Observe the Nyquist plot and understand its stability
3. Design and simulate series voltage regulator for output voltage $V_O = 10V$ and output current $I_O = 100mA$ with and without short circuit protection and to test the line and load regulations.
4. Design and simulate Wien bridge oscillator for a frequency of 5 kHz. Run a transient simulation and observe the output waveform.
5. Design and simulate Colpitts oscillator for a frequency of 455 kHz. Run a transient simulation and observe the output waveform.
6. Design and simulate a current series feedback amplifier based on BJT. Observe the input and output signals. Plot the AC frequency response. Observe the Nyquist plot and understand its stability
7. Design and simulate Hartley oscillator for a frequency of 455 kHz. Run a transient simulation and observe the output waveform.
8. Design and simulate clipping circuits that clips the 10 V input sinusoid
 - _ at +3.5 V and at 4.2 V
 - _ at +2.5 V and at +4.2 V
 - _ at 2.5 V and at 4.2 Vwith Si diodes

ECT 204	SIGNALS AND SYSTEMS	CATEGOR Y	L	T	P	CREDIT
		PCC	3	1	0	4

Preamble: This course aims to lay the foundational aspects of signals and systems in both continuous time and discrete time, in preparation for more advanced subjects in digital signal processing, image processing, and communication theory and control systems.

Prerequisite: Nil

Course Outcomes: After the completion of the course the student will be able to

CO 1	Apply properties of signals and systems to classify them
CO 2	Represent signals with the help of series and transforms
CO 3	Describe orthogonality of signals and convolution integral.
CO 4	Apply transfer function to compute the LTI response to input signals.
CO 5	Apply sampling theorem to discretize continuous time signals

Mapping of course outcomes with program outcomes

	P O 1	P O 2	P O 3	P O 4	P O 5	P O 6	P O 7	P O 8	P O 9	P O 10	P O 11	P O 12
CO 1	3	3										
CO 2	3	3	3									
CO 3	3	3	3									
CO 4	3	3										
CO 5	3	3	3									

Assessment Pattern

Bloom's Category	Continuous Assessment Tests		End Semester Examination
	1	2	
Remember	10	10	10
Understand	20	20	20
Apply	20	20	70
Analyse			
Evaluate			
Create			

Mark distribution

Total	CIE	ESE	ESE Duration
--------------	------------	------------	-------------------------

Marks			
150	50	100	3 hours

Continuous Internal Evaluation Pattern:

- Attendance : 10marks
 Continuous Assessment Test (2 numbers) :25marks
 Assignment/Quiz/Course project : 15 marks

End Semester Examination Pattern: There will be two parts; Part A and Part B. Part A contain 10 questions with 2 questions from each module, having 3 marks for each question. Students should answer all questions. Part B contains 2 questions from each module of which student should answer any one. Each question can have maximum 2 sub-divisions and carry 14 marks.

Course Level Assessment Questions**Course Outcome 1 (CO1): Apply properties of signals and systems to classify them**

1. Check whether the following systems are stable, causal, linear, and time-invariant (a) $y[n] = x[2n]$ (b) $y(t) = x^2(t) + 3$ (c) $y[n] = nx[n]$
2. Plot (a) $u(t-1) + u(1-t)$ (b) $u(t-1) - u(t+1)$ (c) $\sin c(t/T)$ (d) $r(t) - r(t-2) - 2u(t-2)$

Course Outcome 2 (CO2) : Represent signals with the help of series and transforms

1. Compute the Fourier transform of (a) $x(t) = 1, -T/2 < t < T/2$, and 0 elsewhere (b) $x(t) = 1 - (|t|/T), -T < t < T$, and 0 elsewhere
2. Show that a square wave has only odd harmonics.
3. State and prove Parseval's theorem

Course Outcome 3 (CO3) : Describe orthogonality of signals and convolution integral.

1. Show that $\delta(t-a)$ and $\delta(t-b)$, $a \neq b$ are orthogonal
2. Define convolution of $x(t)$ and $h(t)$

Course Outcome 4 (CO4): Apply transfer function to compute the LTI response to input signals.

1. Give the frequency response of a first-order low pass filter. What is the 3-dB cut off frequency?
2. What is the significance of linear phase response?

Course Outcome 5 (CO5) : Apply sampling theorem to discretize continuous time signals

1. Derive the interpolation formula for finite-energy band-limited signals from its samples

SYLLABUS

Elementary signals, Continuous time and Discrete time signals and systems, Signal operations, Differential equation representation, Difference equation representation, Continuous time LTI Systems, Discrete time LTI Systems, Correlation between signals, Orthogonality of signals, Frequency domain representation, Continuous time Fourier series, Continuous time Fourier transform, Using Laplace transform to characterize Transfer function, Stability and Causality using ROC of Transfer transform, Frequency response, Sampling, Aliasing, Z transform, Inverse Z transform, Unilateral Z-transform, Frequency domain representation of discrete time signals, Discrete time Fourier series and discrete time Fourier transform (DTFT), Analysis of discrete time LTI systems using the above transforms.

Text Books

1. Alan V. Oppenheim and Alan Willsky, Signals and Systems, PHI, 2/e,2009
2. Simon Haykin, Signals & Systems, John Wiley, 2/e,2003

Reference Books

1. Anand Kumar, Signals and Systems, PHI, 3/e,2013.
2. B P. Lathi, Principles of Signal Processing & Linear systems, Oxford University Press.
3. Gurung, Signals and System, PHI.
4. Mahmood Nahvi, Signals and System, Mc Graw Hill (India),2015.
5. P Ramakrishna Rao, Shankar Prakriya, Signals and System, MC Graw Hill Edn2013.
6. Rodger E. Ziemer, Signals & Systems - Continuous and Discrete, Pearson, 4/e,2013

Course Contents and Lecture Schedule

Module	Topic	Number of lecture hours
I	Elementary Signals, Classification and representation of continuous time and discrete time signals, Signal operations	4
	Continuous time and discrete time systems – Classification, Properties.	3
	Representation of systems: Differential equation representation of continuous time systems. Difference equation representation of discrete systems.	2
	Continuous time LTI systems and convolution integral.	2

	Discrete time LTI systems and linear convolution.	2
	Stability and causality of LTI systems.	2
	Correlation between signals, Orthogonality of signals.	1
II	Frequency domain representation of continuous time signals - continuous time Fourier series and its properties.	4
	Continuous time Fourier transform and its properties. Convergence and Gibbs phenomenon	3
	Review of Laplace Transform, ROC of Transfer function, Properties of ROC, Stability and causality conditions.	3
	Relation between Fourier and Laplace transforms.	1
III	Analysis of LTI systems using Laplace and Fourier transforms. Concept of transfer function, Frequency response, Magnitude and phase response.	4
	Sampling of continuous time signals, Sampling theorem for low pass signals, aliasing.	3
IV	Frequency domain representation of discrete time signals, Discrete time Fourier series for discrete periodic signals. Properties of DTFS.	4
	Discrete time Fourier transform (DTFT) and its properties. Analysis of discrete time LTI systems using DTFT. Magnitude and phase response.	5
V	Z transform, ROC, Inverse transform, properties, Unilateral Z transform.	3
	Relation between DTFT and Z-Transform, Analysis of discrete time LTI systems using Z transforms, Transfer function. Stability and causality using Z transform.	4

Simulation Assignments (ECT204)

The following simulation assignments can be done with Python/MATLAB/ SCILAB/OCTAVE

1. Generate the following discrete signals
 - Impulse signal
 - Pulse signal and
 - Triangular signal
2. Write a function to compute the DTFT of a discrete energy signal. Test this function on a few signals and plot their magnitude and phase spectra.
3. Compute the linear convolution between these sequences $x=[1,3,5,3]$ with $h=[2,3,5, 6]$. Observe the stem plot of both signals and the convolution.
 - Now let $h=[1,2,1]$ and $x=[2,3,5,6,7]$. Compute the convolution between h and x .
 - Flip the signal x by 180° so that it becomes $[7, 6, 5, 3, 2]$. Convolve it with h . Compare the result with the previous result.
 - Repeat the above two steps with $h = [1, 2, 3, 2, 1]$ and $h = [1, 2, 3, 4, 5, 4, 3, 2, 1]$
 - Give your inference.
4. Write a function to generate a unit pulse signal as a summation of shifted unit impulse signal

Write a function to generate a triangular signal as a convolution between two pulse signals.
5. Realize a continuous time LTI system with system response

$$H(s) = \frac{5(s+1)}{(s+2)(s+3)}$$

One may use `scipy.signal.lti` package in Python.

- Make it into a discrete system (possibly with `scipy.signal.cont2discrete`)
- Observe the step response in both cases and compare

Model Question Paper

University of Kerala
Fourth Semester B Tech Degree Examination

Course: ECT 204 Signals and Systems

Time: 3 Hrs

Max. Marks: 100

PART A

Answer All Questions

1. Differentiate between energy and power signal with example. (3) K2
2. Test if the signals $x_1[n] = [1, -2, 3, 1]$ and $x_2[n] = [-1, 2, 1, 2]$ are orthogonal (3) K3
3. Compute the Fourier transform of $x(t) = \delta(t) + 0.5\delta(t-1)$ (3) K2
4. Write the Fourier series for $x(t) = A \cos 2\pi fct$ and use it to plot its line spectrum (3) K2
5. Explain the transfer function of an LTI system in the s-domain. (3) K1
6. What is the discrete frequency resulting when a 2 kHz signal is sampled by an 8 kHz sampling Signals? (3) K2
7. Give three properties of the ROC pertaining to Z-transform (3) K1
8. Compute the DTFT of $x[n] = \delta[n] - 2\delta[n - 1] + 0.5\delta[n - 3]$ (3) K3
9. Write the transfer function $H(z)$ of an LTI system described by $y[n] = 0.3y[n - 1] + 0.1y[n - 2] + x[n] + 0.2x[n - 1]$ (3) K2
10. Give the relation between DTFT and Z transform (3) K2

PART B

Answer one question from each module. Each question carries 14 marks

Module I

11(A) Test if the following systems are stable and time invariant (8) K_3

i. $y[n] = \cos x[n]$

ii. $y[n] = x[n] - x[n-1]$

11(B) Classify the following signals are energy and power signals (6) K_3

i. $x[n] = 0.8^n U[n]$

ii. $x[n] = U[n] - U[n - 10]$

iii. $x[n] = \cos 2\pi f_0 n$

OR

12(A) Compute the convolution between $U[t] - U[t - 5]$ with itself. (7) K_3

12(B) Compute the output of the LTI system with input $x[n] =$ (7) K_3

$[1, -1, 2, -2]$ and impulse response $h[n] = [1, 2, 1]$

Module II

13(A). Compute the Fourier transform of the triangular signal (8) K_3
 $x(t) = A[1 - |t|/T]$

13(B). Compute the Fourier series of a half wave rectified sinusoid with (6) K_3
 period T and amplitude A

OR

14(A). Compute the Laplace transforms of (8) K_3
 i. $x(t) = 2e^{-t}U[t] + 0.5e^{-3t}U[t]$

ii. $x(t) = 2e^{-3t}\cos 4tU[t]$

14(B). Compute the Fourier transform of a rectangular pulse with unit amplitude and width T and centered around origin. Plot the Fourier transform in the frequency domain.

Module III

- 15(A) Define sampling theorem. Determine the Nyquist rate and Nyquist interval for the signal (6) K_2

$$x(t) = \cos \pi t + 3 \sin 2\pi t + \sin 4\pi t$$

- 15(B) Analyze and characterize the LTI system $x(t)$ using Laplace Transform (8) K_2

$$X(t) = \frac{2}{3} e^{-t} u(t) + \frac{1}{3} e^{2t} u(t) \quad 2$$

OR

- 16(A) Obtain the response of an LTI system with impulse response $h(t) = \delta(t)$ with input signal $x(t) = e^{-at} u(t)$ using Fourier transform.

(6) K_2

- 16(B) Explain spectral aliasing and the need for anti-aliasing filter with an example Spectrum

Module IV

- 17 (A) Describe the magnitude response and phase response of a discrete LTI system with the help of DTFTs.

- 17(B) Compute the magnitude response of an LTI system described by $y[n] = 0.1y[n-1] + 0.1y[n-3] + x[n] + 0.2x[n-1] + 0.1x[n-2]$ in terms of the DTF

OR

- 18 An LTI system has impulse response $h[n] = (1/4)^n U[n]$. Use DTFT to compute the output for each of the following inputs: (i) $x[n] = (3/4)^n U[n]$ (ii) $x[n] = (n+1)(1/4)^n U[n]$ (iii) $x[n] = (-1)^n$.

Module V

19(A) Compute the inverse Z transform of

$$H(z) = \frac{1}{(1 - \frac{1}{2}z^{-1})(1 - \frac{1}{5}z^{-1})} \text{ all possible ROCs} \quad (7) \quad K3$$

19 (B) Compute the inverse Z transform of

$$H(z) = \cos(az^{-1}) \text{ for all possible ROCs} \quad (7) \quad K3$$

OR

20 Compute the Z-transform with ROC of

i. $x[n] = (1/3)^n U[n]$ (4) K3

ii. $x[n] = n (1/3)^n U[n]$ (5) K3

iii. $x[n] = \sum_{i=-\infty}^n (\frac{1}{3})^i u(i)$ (5) K3

ECT 206	COMPUTER ARCHITECTURE AND MICROCONTROLLERS*	CATEGORY	L	T	P	CREDIT
		PCC	3	1	0	4

Preamble: This course aims to impart knowledge of basic computer architecture and modern microcontrollers.

Prerequisite: ECT203 Logic Circuit Design

Course Outcomes: After the completion of the course the student will be able to

CO 1	Explain the functional units, I/O and memory management w.r.t a typical computer architecture.
CO 2	Distinguish between microprocessor and microcontroller.
CO 3	Develop simple programs using assembly language programming.
CO 4	Interface 8051 microcontroller with peripheral devices using ALP/Embedded C
CO 5	Familiarize system software and Advanced RISC Machine Architecture.

Mapping of course outcomes with program outcomes

	PO 1	PO 2	PO 3	PO 4	PO 5	PO 6	PO 7	PO 8	PO 9	PO 10	PO 11	PO 12
CO 1	3											3
CO 2	3											3
CO 3	3		3		3							3
CO 4	3	3	3		3							3
CO 5	3				3							3

Assessment Pattern

Bloom's Category	Continuous Assessment Tests		End Semester Examination
	1	2	
Remember	10	10	10
Understand	20	20	20
Apply	20	20	70
Analyse			
Evaluate			
Create			

Mark distribution

Total Marks	CIE	ESE	ESE Duration
150	50	100	3 hours

Continuous Internal Evaluation Pattern:

Attendance	: 10marks
Continuous Assessment Test (2numbers)	: 25marks
Course project	: 15marks

It is mandatory that a course project shall be undertaken by a student for this subject. The course project can be performed either as a hardware realization/simulation of a typical embedded system using Embedded C/ Assembly Language Programming. Instead of two assignments, two evaluations may be performed on the course project along with series tests, each carrying 5 marks. Upon successful completion of the project, a brief report shall be submitted by the student which shall be evaluated for 5 marks. The report has to be submitted for academic auditing. A few sample course projects are listed below:

Sample Course Projects

The below projects shall be done with the help of IDE for 8051/PIC/MSP/Arduino/Raspberry Pi-based interfacing boards/sensor modules.

1. Relay control
2. Distance measurement
3. Temperature measurement / Digital Thermometer
4. RF ID tags
5. Alphanumeric LCD display interface.
6. OLED display interfacing

End Semester Examination Pattern: There will be two parts; Part A and Part B. Part A contain 10 questions with 2 questions from each module, having 3 marks for each question. Students should answer all questions. Part B contains 2 questions from each module of which student should answer any one. Each question can have maximum 2 sub-divisions and carry 14 marks.

Course Level Assessment Questions

SYLLABUS

Module 1: Computer Arithmetic and Processor Basics

Algorithms for binary multiplication and division. Fixed and floating-point number representation. Functional units of a computer, Von Neumann and Harvard computer architectures, CISC and RISC architectures. Processor Architecture – General internal architecture, Address bus, Data bus, control bus. Register set – status register, accumulator, program counter, stack pointer, general purpose registers. Processor operation – instruction cycle, instruction fetch, instruction decode, instruction execute, timing response, instruction sequencing and execution (basic concepts, data path).

Module 2: 8051 Architecture

Microcontrollers and Embedded Processors. Architecture – Block diagram of 8051, Pin configuration, Registers, Internal Memory, Timers, Port Structures, Interrupts. Assembly Language Programming - Addressing Modes, Instruction set (Detailed study of 8051 instruction set is required).

Module 3: Programming and Interfacing of 8051

Simple programming examples in assembly language. Interfacing with 8051 using Assembly language programming: LED, Seven segment LED display. Programming in C - Declaring variables, Simple examples – delay generation, port programming, code conversion.

Interfacing of – LCD display, Keyboard, Stepper Motor, DAC and ADC -- with 8051 and its programming.

Module 4: Advanced Concepts

8051 Timers/Counters - Modes and Applications. Serial Data Transfer – SFRs of serial port, working, Programming the 8051 to transfer data serially. Introduction to ARM - ARM family, ARM 7 register architecture. ARM programmer's model. System software - Assembler, Interpreter, Compiler, Linker, Loader, Debugger.

Module 5: The Memory System

Types of memory - RAM, ROM. Memory Characteristics and Hierarchy. Cache memory – The basics of Caches, Mapping techniques, Improving Cache performance. Virtual memory – Overlay, Memory management, Address translation. Input/output Organization – Introduction, Synchronous vs. asynchronous I/O, Programmed I/O, Interrupt driven I/O, Direct Memory Access.

Text Books

1. Muhammed Ali Mazidi & Janice Gilli Mazidi, R.D.Kinley, The 8051 microcontroller and Embedded System, Pearson Education, 2nd edition.
2. Subrata Ghoshal, Computer Architecture and Organization: From 8085 to Core2Duo and beyond, Pearson, 2011.
3. Steve Furber, ARM System - on-chip Architecture, Pearson Education

Reference Books

1. Mano M M, Computer System Architecture, 3rd Ed, Prentice Hall of India.
2. Computer organization and design: The Hardware/Software interface/David A. Patterson, John L. Hennessy. — 5th ed.
3. Computer Organisation V. Carl Hamacher, Zvonko G. Vranesic, Safwat G. Zaky.
4. John P Hayes, Computer Architecture and Organization, McGrawHill.
5. Ramesh S Goankar, 8085 Microprocessor Architecture, Applications and Programming, Penram International, 5/e.
6. The 8051 Microcontrollers: Architecture Programming and Applications, K UmaRao & Andhe Pallavi, Pearson, 2011.
7. Stallings W., Computer Organisation and Architecture, 5/e, Pearson Education.

Course Contents and Lecture Schedule

No	Topic	No. of Lectures
1	Computer Arithmetic and Processor Basics	
1.1	Algorithms for binary multiplication and division	2
1.2	Fixed- and floating-point number representation in computers.	1
1.3	Functional units of a computer, Von Neumann and Harvard computer architectures, CISC and RISC architectures.	1
1.4	Processor Architecture – General internal architecture, Address bus, Data bus, control bus. Register set – status register, accumulator, program counter, stack pointer, general purpose registers.	2
1.5	Processor operation – instruction cycle, instruction fetch, instruction decode, instruction execute, timing response, instruction sequencing and execution (basic concepts), data path	3
	.	
2	8051 Architecture	
2.1	Microcontrollers and Embedded Processors and Applications	1
2.2	Architecture – Block diagram of 8051, Pin configuration, Registers, Internal Memory, Timers, Port Structures, Interrupts.	3
2.3	Addressing Modes of 8051	1
2.4	Instruction sets (Detailed study of 8051 instructions)	4
3	Programming and Interfacing of 8051	
3.1	Simple programming examples in assembly language.	2
3.2	Interfacing programming in Assembly language	2
3.3	Programming in C - Declaring variables, Simple examples – delay generation, port programming, code conversion.	3
3.4	Interfacing of 7 segment LCD display	1
3.5	Interfacing of Keyboard and stepper motor	2
3.6	Interfacing of DAC and ADC	2
4	Advanced Concepts	
4.1	8051 Timers/Counters - Modes and Applications	2
4.2	Serial Data Transfer – SFRs of serial port, working, Programming the 8051 to transfer data serially	2
4.3	Introduction to ARM - ARM family, ARM 7 register architecture. ARM programmer's model	2
4.4	System software - Assembler, Interpreter, Compiler, Linker, Loader, Debugger.	2
5	Memory System	
5.1	Types of memory - RAM, ROM. Memory Characteristics and Hierarchy	2
5.2	Cache memory – The basics of Caches, Mapping techniques, Improving Cache performance	2
5.3	Virtual memory – Overlay, Memory management, Address translation	2
5.4	Input/output Organization – Introduction, Synchronous vs. asynchronous I/O, Programmed I/O, Interrupt driven I/O, Direct Memory Access.	3

Simulation assignments

The following examples may be solved in C program

1. Program to convert the ASCII number into unpacked BCD.
2. Program to swap a number 0 x ab to 0 x ba, where a and b are hex digits.
3. Program to find the number of 1's in an 8-bit data item.
4. Program to display 'M' and 'E' on the LCD connected to 8051 using the BUSYFLAG.
5. Program to rotate a stepper motor 50⁰ in the clock wise direction.
6. Program to toggle pin P1.4 every second using interrupts for a frequency of 22 MHz. Use timer 1 in mode1.
7. Program to generate a square wave of 1 kHz with duty cycle 33%. Use timer 1 in interrupt mode with a crystal frequency of 11.0592 MHz.

University of Kerala

Fourth Semester B Tech Degree Examination

Branch: Electronics and Communication

Course: ECT 206 COMPUTER ARCHITECTURE AND MICROCONTROLLERS

Time:3 Hrs

Max. Marks:100

Part – A

Answer all questions. Questions carry 3 marks each.

1. Represent 4946.278941 as a 32 bit number in IEEE 754format.
2. Which is more important for the functioning of a basic processor, Program Counter Stack Pointer. Justify your answer.
3. List the components of 8051microcontroller
- 4 Write the operations happening in the following instructions:

ADD A, 56

XCHD A, @R1

DJNZ R6, LABEL

DIV AB

XRL A, #0FFh

JB P1.2 LABEL

5. Write an embedded C program for 8051 microcontroller to continuously rotate a stepper motor clockwise.
6. Write an embedded C program for 8051 microcontroller to blink P2.5 every 2seconds
7. List the different modes and give corresponding uses of timers in 8051microcontroller
8. Which are the SFRs used for serial communication in 8051 microcontroller. Give there functions.
9. Illustrate the memory hierarchy in a computer system.
10. Is ROM a random access memory? Justify your answer.

Answer one question each from all modules

Module – 1

11 a) With an example explain the “shift and add” algorithm for multiplying two binary numbers.

(5 marks)

b) With relevant diagrams illustrate the functioning of a basic (non – pipelined) processor.

(9 marks)

OR

12 a) Differentiate RISC and CISC architectures.

(4marks)

b) Explain the Instruction Cycle with a sample timing diagram

(10marks)

Module – 2

13 .a) Illustrate the complete memory organisation of 8051 microcontroller

(10marks)

b) Differentiate microprocessors and microcontrollers.

(4marks)

OR

14.a) Explain about the Addressing Modes of 8051 microcontroller with examples.

(7 marks)

b) Describe the classification of the Instruction Set of 8051 microcontroller with examples.

(7 marks)

Module – 3

15.a) Write an embedded C program for 8051 microcontroller to read an analogue signal from an ADC and reproduce the same using a DAC

(9marks)

b) Write an assembly language program for 8051 microcontroller to sort N number in ascending order. Assume that the numbers are stored in continuous locations starting from 0x4321 onwards.

(5marks)

OR

16.a) Write an embedded C program for 8051 microcontroller to repeatedly display the sequence 1,5,8,0,2,6,4,9,3,7 using a 7 – segment display with a delay of 1.5 seconds between each number.

(9marks)

b) Write an assembly language program for 8051 microcontroller to find the cube of an 8 – bit number

(5marks)

Module – 4

17.a) Assume a switch is connected to pin PL7. Write a embedded C program for 8051 microcontroller to monitor its status and send two messages to serial port continuously as follows:

SW=0 send “NO”

SW=1 send “YES”

Assume XTAL = 11.0592 MHz, 9600 baud, 8-bit data, and 1 stop bit.

(10marks)

b) Describe the ARM 7 register architecture

(4marks)

OR

- 1 8 a) Write a embedded C program for 8051 microcontroller to send the message “Hello World !” to serial port. Assume a SW is connected to pin P1.2. Monitor its status and set the baud rate as follows:
SW = 0 ,
4800 baud
rate SW = 1
, 9600 baud
rate
Assume XTAL = 11.0592 Mhz, 8 – bit data, and 1stopbit (10marks)
- b) Explain how a HLL program is executed as machine language in a processor (4marks)

Module – 5

- 1 9.a) Differentiate synchronous and asynchronous I/O.
Which is more efficient with respect to processor utilisation? Justify your answer (8marks)
- b) Explain direct mapping of cache memory with an example (6marks)

OR

- 20.a) Differentiate interrupt driven and programmed I/O.
Which is more efficient with respect to processor utilisation? Justify your answer (8 marks)
- b) Explain about memory management using virtual memory. (6marks)

CODE	COURSE NAME	CATEGORY	L	T	P	CREDI T
EST 200	DESIGN AND ENGINEERING		2	0	0	2

Preamble:

The purpose of this course is to

- i) introduce the undergraduate engineering students the fundamental principles of design engineering,
- ii) make them understand the steps involved in the design process and
- iii) familiarize them with the basic tools used and approaches in design.

Students are expected to apply design thinking in learning as well as while practicing engineering, which is very important and relevant for today. Case studies from various practical situations will help the students realize that design is not only concerned about the function but also many other factors like customer requirements, economics, reliability, etc. along with a variety of life cycle issues.

The course will help students to consider aesthetics, ergonomics and sustainability factors in designs and also to practice professional ethics while designing.

Prerequisite:

Nil. The course will be generic to all engineering disciplines and will not require specialized preparation or prerequisites in any of the individual engineering disciplines.

Course Outcomes:

After the completion of the course the student will be able to

CO 1	Explain the different concepts and principles involved in design engineering.
CO 2	Apply design thinking while learning and practicing engineering.
CO 3	Develop innovative, reliable, sustainable and economically viable designs incorporating knowledge in engineering.

Mapping of course outcomes with program outcomes

	PO 1	PO 2	PO 3	PO 4	PO 5	PO 6	PO 7	PO 8	PO 9	PO 10	PO 11	PO 12
CO 1	2	1					1			1		
CO 2		2				1		1				2
CO 3			2			1	1		2	2		1

Assessment Pattern

Continuous Internal Evaluation (CIE) Pattern:

Attendance : 10 marks
 Continuous Assessment Test (2 numbers) : 25marks
 Assignment/Quiz/Course project : 15 marks

End Semester Examination (ESE) Pattern:

There will be two parts; Part A and Part B.
 Part A : 30 marks
 Part B : 70 marks
 Part A contains 10 questions with 2 questions from each module, having 3 marks for each question. Students should answer all questions.
 Part B contains 2 case study questions from each module of which student should answer any one. Each question carry 14 marks and can have maximum 2 sub questions.

Mark distribution

Total Marks	CIE	ESE	ESE Duration
150	50	100	3 hours

Bloom's Category	Continuous Assessment Tests		End Semester Examination
	1	2	
Remember	5	5	10
Understand	10	10	20
Apply	35	35	70
Analyse	-	-	-
Evaluate	-	-	-
Create	-	-	-

Course Level Assessment Questions

Course Outcome 1 (CO1): Appreciate the different concepts and principles involved in design engineering.

1. State how engineering design is different from other kinds of design
2. List the different stages in a design process.
3. Describe design thinking.
4. State the function of prototyping and proofing in engineering design.
5. Write notes on the following concepts in connection with design engineering 1) Modular Design, 2) Life Cycle Design, 3) Value Engineering, 4) Concurrent Engineering, and 5) Reverse Engineering
6. State design rights.

Course Outcome 2 (CO2) Apply design thinking while learning and practicing engineering.

1. Construct the iterative process for design thinking in developing simple products like a pen, umbrella, bag, etc.
2. Show with an example how divergent-convergent thinking helps in generating alternative designs and then how to narrow down to the best design.
3. Describe how a problem-based learning helps in creating better design engineering solutions.
4. Discuss as an engineer, how ethics play a decisive role in your designs

Course Outcome 3(CO3): Develop innovative, reliable, sustainable and economically viable designs incorporating different segments of knowledge in engineering.

1. Illustrate the development of any simple product by passing through the different stages of design process
2. Show the graphical design communication with the help of detailed 2D or 3D drawings for any simple product.
3. Describe how to develop new designs for simple products through bio-mimicry.

Model Question paper

**Course Code: EST
200**

Course Name: DESIGN AND ENGINEERING

Max. Marks: 100 Duration: 3

Hours PART A

**Answer all questions , each question carries
3 marks Use only hand sketches**

- (1) Write about the basic design process.
- (2) Describe how to finalize the design objectives.
- (3) State the role of divergent-convergent questioning in design thinking.
- (4) Discuss how to perform design thinking in a team managing the conflicts.
- (5) Show how engineering sketches and drawings convey designs.
- (6) Explain the role of mathematics and physics in design engineering process.
- (7) Distinguish between project-based learning and problem-based learning in design engineering.
- (8) Describe how concepts like value engineering , concurrent engineering and reverse engineering influence engineering designs?
- (9) Show how designs are varied based on the aspects of production methods, life span, reliability and environment?
- (10) Explain how economics influence the engineering designs?

(10x3 marks =30 marks)

Part B

Answer any ONE question from each module. Each question carry 14 marks

Module 1

- (11) Show the designing of a wrist watch going through the various stages of the design process. Use hand sketches to illustrate the processes.

OR

- (12) Find the customer requirements for designing a new car showroom. Show how the design objectives were finalized considering the design constraints?

Module 2

- (13) Illustrate the design thinking approach for designing a bag for college students within a limited budget. Describe each stage of the process and the iterative procedure involved. Use hand sketches to support your arguments.

OR

- (14) Construct a number of possible designs and then refine them to narrow down to the best design for a drug trolley used in hospitals. Show how the divergent-convergent thinking helps in the process. Provide your rationale for each step by using hand sketches only.

Module 3

- (15) Graphically communicate the design of a thermo flask used to keep hot coffee. Draw the detailed 2D drawings of the same with design detailing, material selection, scale drawings, dimensions, tolerances, etc. Use only hand sketches.

OR

- (16) Describe the role of mathematical modelling in design engineering. Show how mathematics and physics play a role in designing a lifting mechanism to raise 100 kg of weight to a floor at a height of 10 meters in a construction site.

Module 4

- (17) Show the development of a nature inspired design for a solar powered bus waiting shed beside a highway. Relate between natural and man-made designs. Use hand sketches to support your arguments.

OR

- (18) Show the design of a simple sofa and then depict how the design changes when considering 1) aesthetics and 2) ergonomics into consideration. Give hand sketches and explanations to justify the changes in designs.

Module 5

- (19) Examine the changes in the design of a foot wear with constraints of 1) production methods, 2) life span requirement, 3) reliability issues and 4) environmental factors. Use hand sketches and give proper rationalization for the changes in design.

OR

- (20) Describe the how to estimate the cost of a particular design using ANY of the following:
i) a website, ii) the layout of a plant, iii) the elevation of a building, iv) an electrical or electronic system or device and v) a car.

Show how economics will influence the engineering designs. Use hand sketches to support your arguments.

(5x14 marks =70 marks)

Syllabus

Module 1

Design Process:- Introduction to Design and Engineering Design, Defining a Design Process:-Detailing Customer Requirements, Setting Design Objectives, Identifying Constraints, Establishing Functions, Generating Design Alternatives and Choosing a Design.

Module 2

Design Thinking Approach:-Introduction to Design Thinking, Iterative Design Thinking Process Stages: Empathize, Define, Ideate, Prototype and Test. Design Thinking as Divergent-Convergent Questioning. Design Thinking in a Team Environment.

Module 3

Design Communication (Languages of Engineering Design):-Communicating Designs Graphically, Communicating Designs Orally and in Writing. Mathematical Modeling In Design, Prototyping and Proofing the Design.

Module 4

Design Engineering Concepts:-Project-based Learning and Problem-based Learning in Design.Modular Design and Life Cycle Design Approaches. Application of Biomimicry,Aesthetics and Ergonomics in Design. Value Engineering, Concurrent Engineering, and Reverse Engineering in Design.

Module 5

Expediency, Economics and Environment in Design Engineering:-Design for Production, Use, and Sustainability. Engineering Economics in Design. Design Rights. Ethics in Design

Text Books

1) YousefHaik, SangarappillaiSivaloganathan, Tamer M. Shahin, Engineering Design Process, Cengage Learning 2003, Third Edition, ISBN-10: 9781305253285,

2) Voland, G., Engineering by Design, Pearson India 2014, Second Edition, ISBN 9332535051

Reference Books

1.Philip Kosky, Robert Balmer, William Keat, George Wise, Exploring Engineering, Fourth Edition: An Introduction to Engineering and Design, Academic Press 2015, 4th Edition, ISBN: 9780128012420.

2. Clive L. Dym, Engineering Design: A Project-Based Introduction, John Wiley & Sons, New York 2009, Fourth Edition, ISBN: 978-1-118-32458-5

3. Nigel Cross, Design Thinking: Understanding How Designers Think and Work, Berg Publishers 2011, First Edition, ISBN: 978-1847886361

4. Pahl, G., Beitz, W., Feldhusen, J., Grote, K.-H., Engineering Design: A Systematic Approach, Springer 2007, Third Edition, ISBN 978-1-84628-319-2

Course Contents and Lecture Schedule

No	Topic	No of lectures
1	<u>Module 1: Design Process</u>	
1.1	Introduction to Design and Engineering Design. <i>What does it mean to design something? How Is engineering design different from other kinds of design? Where and when do engineers design? What are the basic vocabulary in engineering design? How to learn and do engineering design.</i>	1
1.2	<i>Defining a Design Process-</i> : Detailing Customer Requirements. <i>How to do engineering design? Illustrate the process with an example. How to identify the customer requirements of design?</i>	1
1.3	<i>Defining a Design Process-</i> : Setting Design Objectives, Identifying Constraints, Establishing Functions. <i>How to finalize the design objectives? How to identify the design constraints? How to express the functions a design in engineering terms?</i>	1
1.4	<i>Defining a Design Process-</i> : Generating Design Alternatives and Choosing a Design. <i>How to generate or create feasible design alternatives? How to identify the "best possible design"?</i>	1
1.5	Case Studies:- Stages of Design Process. <i>Conduct exercises for designing simple products going through the different stages of design process.</i>	1
2	<u>Module 2: Design Thinking Approach</u>	
2.1	Introduction to Design Thinking <i>How does the design thinking approach help engineers in creating innovative and efficient designs?</i>	1
2.2	Iterative Design Thinking Process Stages: Empathize, Define, Ideate, Prototype and Test. <i>How can the engineers arrive at better designs utilizing the iterative design thinking process (in which knowledge acquired in the later stages can be applied back to the earlier stages)?</i>	1
2.3	Design Thinking as Divergent-Convergent Questioning. <i>Describe how to create a number of possible designs and then how to refine and narrow down to the 'best design'.</i>	1
2.4	Design Thinking in a Team Environment. <i>How to perform design thinking as a team managing the conflicts?</i>	1
2.5	Case Studies: Design Thinking Approach. <i>Conduct exercises using the design thinking approach for</i>	1

	<i>designing any simple products within a limited time and budget</i>	
3	<u>Module 3: Design Communication (Languages of Engineering Design)</u>	
3.1	Communicating Designs Graphically. <i>How do engineering sketches and drawings convey designs?</i>	1
3.2	Communicating Designs Orally and in Writing. <i>How can a design be communicated through oral presentation or technical reports efficiently?</i>	1
First Series Examination		
3.3	Mathematical Modelling in Design. <i>How do mathematics and physics become a part of the design process?</i>	1
3.4	Prototyping and Proofing the Design. <i>How to predict whether the design will function well or not?</i>	1
3.5	Case Studies: Communicating Designs Graphically. <i>Conduct exercises for design communication through detailed 2D or 3D drawings of simple products with design detailing, material selection, scale drawings, dimensions, tolerances, etc.</i>	1
4	<u>Module 4: Design Engineering Concepts</u>	
4.1	Project-based Learning and Problem-based Learning in Design. <i>How engineering students can learn design engineering through projects?</i> <i>How students can take up problems to learn design engineering?</i>	1
4.2	Modular Design and Life Cycle Design Approaches. <i>What is modular approach in design engineering? How it helps?</i> <i>How the life cycle design approach influences design decisions?</i>	1
4.3	Application of Bio-mimicry, Aesthetics and Ergonomics in Design. How do aesthetics and ergonomics change engineering designs? How do the intelligence in nature inspire engineering designs? What are the common examples of bio-mimicry in engineering?	1
4.4	Value Engineering, Concurrent Engineering, and Reverse Engineering in Design. <i>How do concepts like value engineering, concurrent engineering and reverse engineering influence engineering designs?</i>	1
4.5	Case Studies: Bio-mimicry based Designs. Conduct exercises to develop new designs for simple	1

	<i>products using bio-mimicry and train students to bring out new nature inspired designs.</i>	
5	<u>Module 5: Expediency, Economics and Environment in Design Engineering</u>	
5.1	Design for Production, Use, and Sustainability. <i>How designs are finalized based on the aspects of production methods, life span, reliability and environment?</i>	1
5.2	Engineering Economics in Design. <i>How to estimate the cost of a particular design and how will economics influence the engineering designs?</i>	1
5.3	Design Rights. <i>What are design rights and how can an engineer put it into practice?</i>	1
5.4	Ethics in Design. <i>How do ethics play a decisive role in engineering design?</i>	1
5.5	Case Studies: Design for Production, Use, and Sustainability. <i>Conduct exercises using simple products to show how designs change with constraints of production methods, life span requirement, reliability issues and environmental factors.</i>	1
Second Series Examination		

Code.	Course Name	L	T	P	Hrs	Credit
HUT 200	Professional Ethics	2	0	0	2	2

Preamble: To enable students to create awareness on ethics and human values.

Prerequisite: Nil

Course Outcomes: After the completion of the course the student will be able to

CO 1	Understand the core values that shape the ethical behaviour of a professional.
CO 2	Adopt a good character and follow an ethical life.
CO 3	Explain the role and responsibility in technological development by keeping personal ethics and legal ethics.
CO 4	Solve moral and ethical problems through exploration and assessment by established experiments.
CO 5	Apply the knowledge of human values and social values to contemporary ethical values and global issues.

Mapping of course outcomes with program outcomes

	PO 1	PO 2	PO 3	PO 4	PO 5	PO 6	PO 7	PO 8	PO 9	PO1 0	PO1 1	PO1 2
CO 1								2			2	
CO 2								2			2	
CO 3								3			2	
CO 4								3			2	
CO 5								3			2	

Assessment Pattern

Bloom's category	Continuous Assessment Tests		End Semester Exam
	1	2	
Remember	15	15	30
Understood	20	20	40
Apply	15	15	30

Mark distribution

Total Marks	CIE	ESE	ESE Duration
150	50	100	3 hours

Continuous Internal Evaluation Pattern:

Attendance	: 10 marks
Continuous Assessment Tests (2 Nos)	: 25 marks
Assignments/Quiz	: 15 marks

End Semester Examination Pattern: There will be two parts; Part A and Part B. Part A contains 10 questions with 2 questions from each module, having 3 marks for each question. Students should answer all questions. Part B contains 2 questions from each module of which student should answer any one. Each question can have maximum 2 subdivisions and carry 14 marks.

Course Level Assessment Questions**Course Outcome 1 (CO1):**

1. Define integrity and point out ethical values.
2. Describe the qualities required to live a peaceful life.
3. Explain the role of engineers in modern society.

Course Outcome 2 (CO2)

1. Derive the codes of ethics.
2. Differentiate consensus and controversy.
3. Discuss in detail about character and confidence.

Course Outcome 3(CO3):

1. Explain the role of professional's ethics in technological development.
2. Distinguish between self interest and conflicts of interest.
3. Review on industrial standards and legal ethics.

Course Outcome 4 (CO4):

1. Illustrate the role of engineers as experimenters.
2. Interpret the terms safety and risk.
3. Show how the occupational crimes are resolved by keeping the rights of employees.

Course Outcome 5 (CO5):

1. Exemplify the engineers as managers.
2. Investigate the causes and effects of acid rain with a case study.
3. Explore the need of environmental ethics in technological development.

Model Question paper

QP CODE:

Reg No: _____

PAGES:3

Name : _____

Course Code: HUT 200

Course Name: PROFESSIONAL ETHICS

Max. Marks: 100

Duration: 3 Hours

PART A

(Answer all questions, each question carries 3 marks)

1. Define empathy and honesty.
2. Briefly explain about morals, values and ethics.
3. Interpret the two forms of self-respect.
4. List out the models of professional roles.
5. Indicate the advantages of using standards.
6. Point out the conditions required to define a valid consent?
7. Identify the conflicts of interests with an example?
8. Recall confidentiality.
9. Conclude the features of biometric ethics.
10. Name any three professional societies and their role relevant to engineers.

(10x3 = 30 marks)

PART B

(Answer one full question from each module, each question carries 14 marks)

MODULE I

11. a) Classify the relationship between ethical values and law?

b) Compare between caring and sharing.

(10+4 = 14 marks)

OR

12. a) Exemplify a comprehensive review about integrity and respect for others.

b) Discuss about co-operation and commitment. (8+6 = 14 marks)

MODULE II

13.a) Explain the three main levels of moral developments, devised by Kohlberg.

b) Differentiate moral codes and optimal codes. (10+4 = 14 marks)

OR

14. a) Extrapolate the duty ethics and right ethics.

b) Discuss in detail the three types of inquiries in engineering ethics (8+6 = 14 marks)

MODULE III

15.a) Summarize the following features of morally responsible engineers.

(i) Moral autonomy

(ii) Accountability

b) Explain the rights of employees (8+6 = 14 marks)

OR

16. a) Explain the reasons for Chernobyl mishap ?

b) Describe the methods to improve collegiality and loyalty. (8+6 = 14 marks)

MODULE IV

17.a) Execute collegiality with respect to commitment, respect and connectedness.

b) Identify conflicts of interests with an example. (8+6 = 14 marks)

OR

18. a) Explain in detail about professional rights and employee rights.

b) Exemplify engineers as managers.

MODULE V

19.a) Evaluate the technology transfer and appropriate technology.

b) Explain about computer and internet ethics. (8+6 = 14 marks)

OR

20. a) Investigate the causes and effects of acid rain with a case study.

b) Conclude the features of ecocentric and biocentric ethics. (8+6 = 14 marks)

Syllabus

Module 1 – Human Values.

Morals, values and Ethics – Integrity- Academic integrity-Work Ethics- Service Learning- Civic Virtue- Respect for others- Living peacefully- Caring and Sharing- Honestly- courage- Cooperation commitment- Empathy-Self Confidence -Social Expectations.

Module 2 - Engineering Ethics & Professionalism.

Senses of Engineering Ethics - Variety of moral issues- Types of inquiry- Moral dilemmas – Moral Autonomy – Kohlberg’s theory- Gilligan’s theory- Consensus and Controversy- Profession and Professionalism- Models of professional roles-Theories about right action – Self interest-Customs and Religion- Uses of Ethical Theories.

Module 3- Engineering as social Experimentation.

Engineering as Experimentation – Engineers as responsible Experimenters- Codes of Ethics- Plagiarism- A balanced outlook on law - Challenges case study- Bhopal gas tragedy.

Module 4- Responsibilities and Rights.

Collegiality and loyalty – Managing conflict- Respect for authority- Collective bargaining- Confidentiality- Role of confidentiality in moral integrity-Conflicts of interest- Occupational crime- Professional rights- Employee right- IPR Discrimination.

Module 5- Global Ethical Issues.

Multinational Corporations- Environmental Ethics- Business Ethics- Computer Ethics -Role in Technological Development-Engineers as Managers- Consulting Engineers- Engineers as Expert witnesses and advisors-Moral leadership.

Text Book

1. M Govindarajan, S Natarajan and V S Senthil Kumar, Engineering Ethics, PHI Learning Private Ltd, New Delhi,2012.
2. R S Naagarazan, A text book on professional ethics and human values, New age international (P) limited ,New Delhi,2006.

Reference Books

1. Mike W Martin and Roland Schinzinger, Ethics in Engineering,4th edition, Tata McGraw Hill Publishing Company Pvt Ltd, New Delhi,2014.
2. Charles D Fleddermann, Engineering Ethics, Pearson Education/ Prentice Hall of India, New Jersey,2004.
3. Charles E Harris, Michael S Protchard and Michael J Rabins, Engineering Ethics- Concepts and cases, Wadsworth Thompson Learning, United states,2005.
4. <http://www.slideword.org/slidestag.aspx/human-values-and-Professional-ethics>.

Course Contents and Lecture Schedule

SL.No	Topic	No. of Lectures 25
1	Module 1 – Human Values.	
1.1	Morals, values and Ethics, Integrity, Academic Integrity, Work Ethics	1
1.2	Service Learning, Civic Virtue, Respect for others, Living peacefully	1
1.3	Caring and Sharing, Honesty, Courage, Co-operation commitment	2
1.4	Empathy, Self Confidence, Social Expectations	1
2	Module 2- Engineering Ethics & Professionalism.	
2.1	Senses of Engineering Ethics, Variety of moral issues, Types of inquiry	1
2.2	Moral dilemmas, Moral Autonomy, Kohlberg’s theory	1
2.3	Gilligan’s theory, Consensus and Controversy, Profession & Professionalism, Models of professional roles, Theories about right action	2
2.4	Self interest-Customs and Religion, Uses of Ethical Theories	1
3	Module 3- Engineering as social Experimentation.	
3.1	Engineering as Experimentation, Engineers as responsible Experimenters	1
3.2	Codes of Ethics, Plagiarism, A balanced outlook on law	2
3.3	Challenger case study, Bhopal gas tragedy	2
4	Module 4- Responsibilities and Rights.	
4.1	Collegiality and loyalty, Managing conflict, Respect for authority	1
4.2	Collective bargaining, Confidentiality, Role of confidentiality in moral integrity, Conflicts of interest	2
4.3	Occupational crime, Professional rights, Employee right, IPR Discrimination	2
5	Module 5- Global Ethical Issues.	
5.1	Multinational Corporations, Environmental Ethics, Business Ethics, Computer Ethics	2
5.2	Role in Technological Development, Moral leadership	1
5.3	Engineers as Managers, Consulting Engineers, Engineers as Expert witnesses and advisors	2

CODE	COURSE NAME	CATEGORY	L	T	P	CREDIT
MCN202	CONSTITUTION OF INDIA		2	0	0	NIL

Preamble:

The study of their own country constitution and studying the importance environment as well as understanding their own human rights help the students to concentrate on their day to day discipline. It also gives the knowledge and strength to face the society and people.

Prerequisite: Nil

Course Outcomes: After the completion of the course the student will be able to

CO 1	Explain the background of the present constitution of India and features.
CO 2	Utilize the fundamental rights and duties.
CO 3	Understand the working of the union executive, parliament and judiciary.
CO 4	Understand the working of the state executive, legislature and judiciary.
CO 5	Utilize the special provisions and statutory institutions.
CO 6	Show national and patriotic spirit as responsible citizens of the country

Mapping of course outcomes with program outcomes

	PO 1	PO 2	PO 3	PO 4	PO 5	PO 6	PO 7	PO 8	PO 9	PO 10	PO 11	PO 12
CO 1						2	2	2		2		
CO 2						3	3	3		3		
CO 3						3	2	3		3		
CO 4						3	2	3		3		
CO 5						3	2	3		3		
CO 6						3	3	3		2		

Assessment Pattern

Bloom's Category	Continuous Assessment Tests		End Semester Examination
	1	2	
Remember	20	20	40
Understand	20	20	40
Apply	10	10	20
Analyse			

Evaluate			
Create			

Mark distribution

Total Marks	CIE	ESE	ESE Duration
150	50	100	3 hours

Continuous Internal Evaluation Pattern:

Attendance	: 10 marks
Continuous Assessment Test (2 numbers)	: 25 marks
Assignment/Quiz/Course project	: 15 marks

End Semester Examination Pattern: There will be two parts; Part A and Part B. Part A contain 10 questions with 2 questions from each module, having 3 marks for each question. Students should answer all questions. Part B contains 2 questions from each module of which student should answer any one. Each question can have maximum 2 sub-divisions and carry 14 marks.

Course Level Assessment Questions

Course Outcome 1 (CO1):

1 Discuss the historical background of the Indian constitution. 2 Explain the salient features of the Indian constitution.

3 Discuss the importance of preamble in the implementation of constitution.

Course Outcome 2 (CO2)

1 What are fundamental rights ? Examine each of them.

2 Examine the scope of freedom of speech and expression underlying the constitution.

3 The thumb impression of an accused is taken by the police against his will. He contends that this is a violation of his rights under Art 20(3) of the constitution. Decide.

Course Outcome 3(CO3):

1 Explain the powers of the President to suspend the fundamental rights during emergency.

2 Explain the salient features of appeal by special leave.

3. List the constitutional powers of President.

Course Outcome 4 (CO4):

1 Discuss the constitutional powers of Governor.

2 Examine the writ jurisdiction of High court.

3 Discuss the qualification and disqualification of membership of state legislature.

Course Outcome 5 (CO5):

1 Discuss the duties and powers of comptroller of auditor general. 2 Discuss the proclamation of emergency.

3 A state levies tax on motor vehicles used in the state, for the purpose of maintaining roads in the state. X challenges the levy of the tax on the ground that it violates the freedom of interstate commerce guaranteed under Art 301. Decide.

Course Outcome 6 (CO6):

1 Explain the advantages of citizenship.

2 List the important principles contained in the directive principles of state policy. 3 Discuss the various aspects contained in the preamble of the constitution

Model Question paper

PART A

(Answer all questions. Each question carries 3 marks) 1 Define and explain the term constitution.

2 Explain the need and importance of Preamble.

3 What is directive principle of state policy?

4 . Define the State.

5 List the functions of Attorney general of India.

- 6 . Explain the review power of Supreme court.
7. List the qualifications of Governor.
8. Explain the term and removal of Judges in High court.
- 9 Explain the powers of public service commission.
- 10 .List three types of emergency under Indian constitution.

(10X3=30marks)

PART B

(Answer on question from each module. Each question carries 14 marks)

Module 1

- 11 Discuss the various methods of acquiring Indian citizenship. 12 Examine the salient features of the Indian constitution.

Module 2

- 13 A high court passes a judgement against X. X desires to file a writ petition in the supreme court under Art32, on the ground that the judgement violates his fundamental rights. Advise him whether he can do so.
- 14 What is meant by directive principles of State policy? List the directives.

Module3

- 15 Describe the procedure of election and removal of the President of India.
- 16 Supreme court may in its discretion grant special leave to appeal. Examine the situation.

Module 4

- 17 Discuss the powers of Governor.
- 18 X filed a writ petition under Art 226 which was dismissed. Subsequently, he filed a writ petition under Art 32 of the constitution, seeking the same remedy. The Government argued that the writ petition should be dismissed, on the ground of res judicata. Decide.

Module 5

19 Examine the scope of the financial relations between the union and the states.

20 Discuss the effects of proclamation of emergency.

(14X5=70marks)

Syllabus

Module 1 Definition, historical back ground, features, preamble, territory, citizenship.

Module 2 State, fundamental rights, directive principles, duties.

Module 3 The machinery of the union government.

Module 4 Government machinery in the states

Module 5 The federal system, Statutory Institutions, miscellaneous provisions.

Text Books

1 D D Basu, Introduction to the constitution of India, Lexis Nexis, New Delhi, 24e, 2019 2 PM

Bhakshi, The constitution of India, Universal Law, 14e, 2017

Reference Books

1 Ministry of law and justice, The constitution of India, Govt of India, New Delhi, 2019. 2 JN

Pandey, The constitutional law of India, Central Law agency, Allahabad, 51e, 2019 3 MV Pylee,

India's Constitution, S Chand and company, New Delhi, 16e, 2016

Course Contents and Lecture Schedule

No	Topic	No. of Lectures
1	Module 1	
1.1	Definition of constitution, historical back ground, salient features of the constitution.	1
1.2	Preamble of the constitution, union and its territory.	1
1.3	Meaning of citizenship, types, termination of citizenship.	2
2	Module 2	
2.1	Definition of state, fundamental rights, general nature, classification, right to equality ,right to freedom , right against exploitation	2

2.2	Right to freedom of religion, cultural and educational rights, right to constitutional remedies. Protection in respect of conviction for offences.	2
2.3	Directive principles of state policy, classification of directives, fundamental duties.	2
3	Module 3	
3.1	The Union executive, the President, the vice President, the council of ministers, the Prime minister, Attorney-General, functions.	2
3.2	The parliament, composition, Rajya sabha, Lok sabha, qualification and disqualification of membership, functions of parliament.	2
3.3	Union judiciary, the supreme court, jurisdiction, appeal by special leave.	1
4	Module 4	
4.1	The State executive, the Governor, the council of ministers, the Chief minister, advocate general, union Territories.	2
4.2	The State Legislature, composition, qualification and disqualification of membership, functions.	2
4.3	The state judiciary, the high court, jurisdiction, writs jurisdiction.	1
5	Module 5	
5.1	Relations between the Union and the States, legislative relation, administrative relation, financial Relations, Inter State council, finance commission.	1
5.2	Emergency provision, freedom of trade commerce and inter course, comptroller and auditor general of India, public Services, public service commission, administrative Tribunals.	2
5.3	Official language, elections, special provisions relating to certain classes, amendment of the Constitution.	2

ECL 202	ANALOG CIRCUITS AND SIMULATION LAB	CATEGORY	L	T	P	CREDIT
		PCC	0	0	3	2

Preamble: This course aims to

(i) familiarize students with the Analog Circuits Design through the implementation of basic Analog Circuits using discrete components.

(ii) familiarize students with simulation of basic Analog Circuits.

Prerequisite: Nil

Course Outcomes: After the completion of the course the student will be able to

CO 1	Design and demonstrate the functioning of basic analog circuits using discrete components.
CO 2	Design and simulate the functioning of basic analog circuits using simulation tools.
CO 3	Function effectively as an individual and in a team to accomplish the given task.

Mapping of course outcomes with program outcomes

	PO 1	PO 2	PO 3	PO 4	PO 5	PO 6	PO 7	PO 8	PO 9	PO 10	PO 11	PO 12
CO 1	3	3	3						2			2
CO 2	3	3	3		3				2			2
CO 3	3	3	3						3			3

Assessment

Mark distribution

Total Marks	CIE	ESE	ESE Duration
150	75	75	2.5 hours

Continuous Internal Evaluation Pattern:

Attendance	:	15marks
Continuous Assessment	:	30 marks
Internal Test (Immediately before the second series test)	:	30marks

End Semester Examination Pattern: The following guidelines should be followed regarding award of marks

(a) Preliminary work	15Mark
(b)Implementing the work/Conducting the experiment	: 10Marks
(c)Performance, result and inference (usage of equipments and troubleshooting)	: 25Marks
(d) Viva voce	: 20marks
(e) Record	: 5Marks

General instructions: End-semester practical examination is to be conducted immediately after the second series test covering entire syllabus given below. Evaluation is to be conducted under the equal responsibility of both the internal and external examiners. The number of candidates evaluated per day should not exceed 20. Students shall be allowed for the examination only on submitting the duly certified record. The external examiner shall endorse the record.

Part A : List of Experiments using discrete components [Any Six experiments mandatory]

1. RC integrating and differentiating circuits (Transient analysis with different inputs and frequency response)
2. Clipping and clamping circuits (Transients and transfer characteristics)
3. RC coupled CE amplifier - frequency response characteristics
4. MOSFET amplifier (CS) - frequency response characteristics
5. Cascade amplifier – gain and frequency response
6. Cascode amplifier -frequency response
7. Feedback amplifiers (current series, voltage series) - gain and frequency response
8. Low frequency oscillators –RC phase shift or Wienbridge
9. Power amplifiers (transformer less) - Class B and Class AB
10. Transistor series voltage regulator (load and liner regulation)

PART B: Simulation experiments [Any Six experiments mandatory]

The experiments shall be conducted using open tools such as QUCS, KiCad or variants of SPICE.

1. RC integrating and differentiating circuits(Transient analysis with different inputs and frequency response)
2. Clipping and clamping circuits (Transients and transfer characteristics)
3. RC coupled CE amplifier - frequency response characteristics
4. MOSFET amplifier (CS) - frequency response characteristics
5. Cascade amplifier – gain and frequency response
6. Cascode amplifier – frequency response

7. Feedback amplifiers (current series, voltage series) - gain and frequency response
8. Low frequency oscillators – RC phase shift or Wienbridge
9. Power amplifiers (transformer less) - Class B and Class AB
10. Transistor series voltage regulator (load and line regulation)

ECL 204	MICROCONTROLLER LAB	CATEGORY	L	T	P	CREDIT
		PCC	0	0	3	2

Preamble: This course aims to

- (i) Familiarize the students with Assembly Language Programming of modern microcontrollers.
- (ii) Impart the skills for interfacing the microcontroller with the help of Embedded C/Assembly Language Programming.

Prerequisite: Nil

Course Outcomes: After the completion of the course the student will be able to

CO 1	Write an Assembly language program/Embedded C program for performing data manipulation.
CO 2	Develop ALP/Embedded C Programs to interface microcontroller with peripherals
CO 3	Perform programming/interfacing experiments with IDE for modern microcontrollers.

Mapping of course outcomes with program outcomes

	PO 1	PO 2	PO 3	PO 4	PO 5	PO 6	PO 7	PO 8	PO 9	PO 10	PO 11	PO 12
CO 1	3		3		3				3			3
CO 2	3		3	2	3				3			3
CO 3	3		3	3	3	3			3		3	3

Assessment

Mark distribution

Total Marks	CIE	ESE	ESE Duration
150	75	75	2.5 hours

Continuous Internal Evaluation Pattern:

Attendance	:	15marks
Continuous Assessment	:	30 marks
Internal Test (Immediately before the second series test):		30marks

End Semester Examination Pattern: The following guidelines should be followed regarding award of marks

(a) Preliminary work	:	15Marks
(b) Implementing the work/Conducting the experiment	:	10Marks
(c) Performance, result and inference (usage of equipments and troubleshooting)	:	25Marks
(d) Viva voce	:	20marks

General instructions: End-semester practical examination is to be conducted immediately after the second series test covering entire syllabus given below. Evaluation is to be conducted under the equal responsibility of both the internal and external examiners. The number of candidates evaluated per day should not exceed 20. Students shall be allowed for the examination only on submitting the duly certified record. The external examiner shall endorse the record.

PART – A (At least 6 experiments are mandatory)

These experiments shall be performed using 8051 trainer kit. The programs shall be written either in embedded C or in assembly language.

1. Data transfer/exchange between specified memory locations.
2. Largest/smallest from a series.
3. Sorting (Ascending/Descending) of data.
4. Addition / subtraction / multiplication / division of 8/16 bit data.
5. Sum of a series of 8 bit data.
6. Multiplication by shift and add method.
7. Square / cube / square root of 8 bit data.
8. Matrix addition.
9. LCM and HCF of two 8 bit numbers.
10. Code conversion – Hex to Decimal/ASCII to Decimal and vice versa.

PART – B (At least 4 experiments are mandatory.)

Interfacing experiments shall be done using modern microcontrollers such as 8051 or ARM. The interfacing modules may be developed using Embedded C.

1. Time delay generation and relay interface.
2. Display (LED/Seven segments/LCD) and keyboard interface.
3. ADC interface.
4. DAC interface with wave form generation.
5. Stepper motor and DC motor interface.
6. Realization of Boolean expression through port.

SEMESTER -4
MINOR

ECT282	Microcontrollers	CATEGORY	L	T	P	CREDIT
		Minor	3	1	0	4

PREAMBLE: This course aims to impart the overview of a microcontroller based system design and interfacing techniques.

Pre requisite: NIL

Course outcome: After the completion of the course the student will be able to

CO1 K2	Explain the building blocks of a typical microcomputer/microcontroller system
CO2 K2	Familiarize the instruction set of 8051 and perform assembly language programming
CO3 K3	Interface the various peripheral devices to the microcontroller using assembly/C programming
CO4 K3	Realize external interface to the microcontroller
CO5 K2	Familiarize the building blocks of RISC Processors and ARM microcontrollers

Mapping of Course outcomes with program outcomes

	PO1	PO2	PO3	PO4	PO5	PO6	PO7	PO8	PO9	PO10	PO11	PO12
CO1	3											2
CO2	3				3							2
CO3	3	2	3		3							2
CO4	3	2	3		3							2
CO5	3				3							2

Assesment Pattern

Bloom's Category		Continuous assessment tests		End Semester Examination
		1	2	
Remember	K1	10	10	10
Understand	K2	20	20	20
Apply	K3	20	20	70
Analyse				
Evaluate				
Create				

Mark Distribution

Total Marks	CIE	ESE	ESE Duration
150	50	100	3 hours

Continous Internal Evaluation Pattern

Attendance:	10marks
Continuous Assessment Test	25 marks
Assignment/Quiz/Course project	15marks

End Semester Examination Pattern: There will be two parts; Part A and Part B. Part A contain 10 questions with 2 questions from each module, having 3 marks for each question. Students should answer all questions. Part B contains 2 questions from each module of which student should answer any one. Each question can have maximum 2 sub-divisions and carry 14marks.

Syllabus

Module 1: Computer Arithmetic and Processor Basics

Functional units of a computer, Von Neumann and Harvard computer architectures. Processor Architecture — General internal architecture, Address bus, Data bus, control bus. Register set — status register, accumulator, program counter, stack pointer, general purpose registers. Processor operation — instruction cycle, instruction fetch, instruction decode, instruction execute.

Module 2: 8051 Architecture

Architecture — Block diagram of 8051, Pin configuration, Registers, Internal Memory, Timers, Port Structures, Interrupts. Addressing Modes, Instruction set (brief studyof 8051 instruction set is sufficient).

Module 3: Programming and Interfacing of 8051

Simple programming examples in assembly language: Addition, Subtraction, Multiplication and Division. Interfacing of LCD display, Keyboard, Stepper Motor, DAC and ADC with 8051.

Module 4: Open Source Embedded Development Boards

Introduction. ATmega2560 microcontroller- Block diagram and pin description. Arduino Mega 256 board Introduction and pin description. Simple Applications - Solar Tracker, 4-Digit 7-Segment LED Display, Tilt Sensor, Home Security Alarm System, Digital Thermometer, IoT applications.

Module 5: ARM Based System

Introduction - ARM family, ARM 7 register architecture, ARM programmer's model. Raspberry pi4board—Introductionandbriefdescription.Applications-PortableBluetoothspeaker,Remote-controlled car, Photo Booth, IoT weather station, Home automation centre, Portable Digital eBook Library.

Text Books

1. Computer Architecture and Organization: From 8085 to Core 2 Duo and beyond, Subrata Ghoshal, Pearson, 2011.

2. The 8051 microcontroller and Embedded System, Muhammed Ali Mazidi & Janice Gilli Mazidi, R.D. Kinley, Pearson Education, 2nd edition.

Reference Books

1. The 8051 Microcontrollers: Architecture Programming and Applications, K Uma Rao & Andhe Pallavi, Pearson, 2011.
2. ARM System - on-chip Architecture, Steve Furber, Pearson Education

Course content and Lecture Schedule

No	Topic	No. of Lectures
1	Computer Arithmetic and Processor Basics	
1.1	Functional units of a computer, Von Neumann and Harvard computer architectures	2
1.2	Processor Architecture — General internal architecture	1
1.3	Address bus, Data bus, control bus	1
1.4	Register set — status register, accumulator, program counter, stack pointer, general purpose registers.	2
1.5	Processor operation — instruction cycle, instruction fetch, instruction decode, instruction execute	3
2	8051 Architecture	
2.1	Architecture — Block diagram of 8051	1
2.2	Pin configuration, Registers, Internal Memory, Timers, Port Structures, Interrupts.	3
2.3	Addressing Modes of 8051	1
2.4	Instruction sets (brief study of 8051 instructions)	4
3	Programming and Interfacing of 8051	
3.1	Simple programming examples in assembly language	1

3.2	Addition, Subtraction, Multiplication and Division	2
3.3	Interfacing of 7 segment LCD display	1
3.4	Interfacing of Keyboard and stepper motor	2
3.5	Interfacing of DAC and ADC	3
4	Open Source Embedded Development Boards	
4.1	Introduction to open source boards	1
4.2	ATmega2560 microcontroller- Block diagram and pin description	3
4.3	Arduino Mega 256 board — Introduction and pin description	2
4.4	Simple Applications - Solar Tracker, 4-Digit 7-Segment LED Display, Tilt Sensor, Home Security Alarm System, Digital Thermometer, IoT applications	3
5	ARM Based System	
5.1	Introduction -ARM family,ARM7 register architecture, ARM programmers model	3
5.2	Raspberry pi board-Introduction and brief description	2
5.3	Applications-Portable Bluetooth speaker, Remote controlled car ,Photo Booth, IoT weather station, Home automation centre, Portable Digital e Book Library	4

MODEL QUESTION PAPER

		TOTAL PAGES :2
REG NO:		Name
University of Kerala		
Third Semester B Tech Degree Examination		
CourseCode: ECT 282		
Course Name: MICROCONTROLLERS		

Max.Marks:100

Duration:3Hours

PART A

Answer all questions; each question carries 3 marks.

Marks

1. Distinguish between Harvard and Von-Neumann architecture. (3)
2. Write down the control signal for a register transfer (3)
3. Explain the concept of memory banks in 8051 (3)
4. Mention the difference between AJMP, LJMP and SJMP instructions (3)
5. Write a program to multiply two 8 bit numbers from external memory in 8051 microcontroller (3)
6. Explain the format of SCON special function registers (3)
7. Discuss the features of ARM processor (3)
8. How do you interface an ADC with 8051 (3)
9. List 5 main features of ATMEGA2560 microcontroller (3)
10. Give 5 features of ARM processors (3)

PART B

Answer one question from each module; each question carries 14 marks.

Module 1

1. a) Explain the different stages of microprocessor operations (6)
- b) Explain the role of different buses in a processor architecture (8)

OR

2. a) Explain the data path for branch execution showing all control signal and sequence (6)
- b) Explain the function of following registers: status register, accumulator, program counter, stack pointer, general purpose registers. (8)

Module 2

- 3 a) Draw the circuit diagram of port 1 and port 2 and describe their operation briefly (8)
- b) Explain the internal architecture of 8051 microcontroller with a block diagram. (6)

OR

- 4 a) Briefly explain the following instructions of 8051: (i) MOVA, @Ri (ii) PUSH direct (iii) XCH A, Rn (iv) DAA (8)
- b) Explain the addressing modes of 8051. (6)

Module 3

- 5 a) Write an ALP to find the sum of an array of 8 bit numbers stored in the external memory of an 8051 microcontroller (8)
b) How a DAC can be interfaced to 8051? Explain (6)

OR

- 6 a) Write an ALP to add two 16 bit numbers stored in consecutive locations in the external memory of an 8051 microcontroller (8)
b) Explain the interfacing of LCD display with suitable schematic (6)

Module 4

- 7a) Explain the pin configuration of Arduino MEGA 256 board using a schematic diagram (14)

OR

- 8a) Write short notes on open source boards (5)
b) Explain the working of a four digit 7 segment LED display using an open source board (9)

Module 5

- 9a) Draw the ARM-7 register architecture and explain (7)
b) Draw and explain the programming model of ARM processor (7)

OR

- 10a) Explain the features of a Raspberry pi-4 board (8)
b) Explain any one application using Raspberry pi 4 board and draw a schematic (6)

ECT284	DIGITAL COMMUNICATION	CATEGORY	L	T	P	CREDIT
		Minor	3	1	0	4

Preamble: This course aims to apply the concepts of probability and random processes in communication systems.

Prerequisite: ECT 253 Analog communications

Course Outcomes: After the completion of the course the student will be able to

CO 1	Explain the main components in a digital communication system
CO 2	Explain the source coding schemes
CO 3	Explain codes for signaling
CO 4	Apply the knowledge of digital modulation schemes in digital transmission.
CO 5	Apply channel coding in digital transmission
CO 6	Explain digital receivers

Mapping of course outcomes with program outcomes

	PO 1	PO 2	PO 3	PO 4	PO 5	PO 6	PO 7	PO 8	PO 9	PO 10	PO 11	PO 12
CO 1	3	3										
CO 2	3	3		3								
CO 3	3	3		3								
CO 4	3	3			2							
CO 5	3	3		3								

Assessment Pattern

Bloom's Category	Continuous Assessment Tests		End Semester Examination
	1	2	
Remember	10	10	20
Understand	30	30	60
Apply	10	10	20
Analyse			
Evaluate			
Create			

Mark distribution

Total Marks	CIE	ESE	ESE Duration
150	50	100	3 hours

Continuous Internal Evaluation Pattern:

Attendance	: 10marks
Continuous Assessment Test (2numbers)	: 25 marks
Assignment/Quiz/Course project	: 15marks

End Semester Examination Pattern: There will be two parts; Part A and Part B. Part A contain 10 questions with 2 questions from each module, having 3 marks for each question. Students should answer all questions. Part B contains 2 questions from each module of which student should answer any one. Each question can have maximum 2 sub-divisions and carry 14 marks.

Course Level Assessment Questions

Course Outcome 1 (CO1): Main components in digital communication system

1. Draw the block diagram of a digital communication system and explain the blocks.
2. Compare and contrast analog communication system with a digital system. List the advantages of the latter.

Course Outcome 2 (CO2): Source Coding

1. Draw the block diagram of a linear PCM system and explain the functions of all blocks.
2. Explain the a-law and mu-law quantization
3. State sampling theorem and explain the reconstruction of signals

Course Outcome 3 (CO3): Signaling Code

1. Explain the principle of alternate mark inversion coding. Give an example with an arbitrary binary data pattern
2. Explain B3ZS code. Give an example with an arbitrary binary data pattern

Course Outcome 4 (CO4): Apply the knowledge of digital modulation schemes in digital transmission.

- 1 Explain the BPSK transmitter and receiver. Apply its principle to draw the output waveform of a BPSK transmitter that is fed with the bit pattern {1,0,0,1,1,00}.
- 2 Explain a base band BPSK system. Give its probability of error. Draw the BER-SNR curve
- 3 Explain the QPSK transmitter and receiver. Apply its principle to draw the output waveform of a QPSK transmitter that is fed with the bit pattern {1,0,0,1,1,00}.

Course Outcome 5 (CO5): Digital Receivers

- (14) Explain encoding and decoding with (7,4) block codes
- (15) Explain the working of a matched filter receiver. Draw the BER-SNR curve at the output.
- (16) Explain Cyclic codes with an example.

SYLLABUS

Module 1: Linear Source Coding [1]

Elements of digital communication system. Sources, channels and receivers. Classification of communication channels. Discrete sources. Source coding techniques. Waveform coding methods. Sampling theorem. Sampling and reconstruction. Pulse code modulation. Sampling, quantization and encoding. Different quantizers. A-law and mu-law quantization. Practical 15 level mu and A law encoding.

Module 2: Nonlinear Source Coding [1,2]

Differential PCM, adaptive PCM, Delta modulator and adaptive delta modulator. Issues in delta modulation. Slope overload.

Module 3: Signaling Codes in Telephony [1]

Signalling codes in digital telephony. T1 signaling system. AMI and Manchester codes. Binary N-zero substitution, B3ZS code, B6ZS code.

Module 4: Digital Modulation Schemes [1,2]

Digital modulation schemes. Baseband BPSK system and the signal constellation. BPSK transmitter and receiver. Base band QPSK system and Signal constellations. Plots of BER Vs SNR (Analysis not required). QPSK transmitter and receiver. Quadrature amplitudemodulation.

Module 5: Channel Coding and Receivers [1,2]

Transmission through AWGN Channel. Capacity of an AWGN channel. Receivers. Correlation and matched filter receiver. Channel coding schemes. Repetition code. Block codes Cyclic codes.

Text Books

1. John C. Bellamy, "Digital Telephony", Wiley
2. Simon Haykin, "Communication Systems", Wiley.
3. Sklar, "Digital Communications: Fundamentals and Applications", Pearson.

Course Contents and Lecture Schedule

No	Topic	No. of Lectures
1	Linear Source Coding	
1.1	Block diagram of digital communication system, Sources, channel and receivers. Classification of Channels	2
1.2	Source coding, waveform coding, sampling and reconstruction	2
1.3	PCM, Compression, 15 level A and mu-law coding	4
1.4	Uniform and Gaussian Pdf and corresponding CDF. Properties	1
2	Nonlinear Source Coding	
2.1	DPCM, Adaptive DPCM	4
2.2	Delta modulation, slope overload	3
3	Signaling Codes	
3.1	Overview of T1 signaling systems. Need for signaling codes, AMI and Manchester codes	4
3.2	Binary N-zero substitution, B3ZS code, B6ZS code	3
3.5	Mutual information and channel capacity. Capacity of AWGN channel	2
4	Digital Modulation	
4.1	Need of digital modulation in modern communication.	1
4.2	Baseband BPSK system, signal constellation. Effect of AWGN, probability of error. BER-SNR curve, BPSK transmitter and receiver.	4
4.3	Baseband QPSK system, signal constellation. Effect of AWGN, probability of error. BER-SNR curve, QPSK transmitter and receiver.	4
4.4	QAM system	2
5	Channel Coding and Receivers	
5.1	Mutual information and channel capacity	2
5.2	Correlation and matched filter receiver, BER-SNR curve	2
5.3	Channel coding schemes. Repetition code. Block codes. Cyclic codes	5

Simulation Assignments

The following simulations can be done in MATLAB, Python, R or LabVIEW.

A-Law and μ -Law Characteristics

21. Create a vector with say 1000 points that spans from -1 to 1 .
22. Apply A-Law companding on this vector get another vector. Plot it against the first vector for different A values and appreciate the transfer characteristics.
23. Repeat the above steps for μ -Law as well.

Practical A-Law compander

8. Implement the 8-bit practical A-law coder and decoder in Appendix B 2 (pp 583–585) in *Digital Telephony by Bellamy*
9. Test it with random numbers and speech signals. Observe the 15 levels of quantization.

Practical μ -Law compander

3. Implement the 8-bit practical μ -law coder and decoder in Appendix B 1 (pp 579–581) in *Digital Telephony by Bellamy*
4. Test it with random numbers and speech signals. Observe the 15 levels of quantization.

B3ZS Encoder and Decoder

1. Implement a B3ZS encoder and decoder.
2. Test it with random bits.
3. Decode and compare the result with the original bit pattern.

B6ZS Encoder and Decoder

4. Implement a B6ZS encoder and decoder.
5. Test it with random binary vector.
6. Decode and compare the result with the original bit pattern.

Base Band BPSK System

3. Create a random binary sequence of 5000 bits. Convert it into a bipolar NRZ code.
4. Create a BPSK mapper that maps bit 0 to zero phase and bit 1 to π phase.
5. Plot the real part of the mapped signal against the imaginary part to observe the signal constellation.
6. Add AWGN of different variances to the base band BPSK signal and observe the changes in constellation.
7. Realize the BPSK transmitter and receiver in Fig. 6.4 in page 352 in *Communication Systems* by Simon Haykin.
8. Add AWGN of different variances and compute the bit error rate (BER) for different SNR values.
9. Plot the BER Vs. SNR.
10. Plot the theoretical BER-SNR curve, using Eq. 6.19 in page 351 in *Communication Systems*
11. by Simon Haykin.

Model Question Paper

University of Kerala

Fourth Semester B Tech Degree

Examination Course: ECT 284 Digital

Communication Time: 3Hrs Max.

Marks: 100

PART A Answer All Questions

- | | | | |
|----|---|-----|-------|
| 1 | State sampling theorem | (3) | K_2 |
| 2 | Give the classification of communication channels | (3) | K_2 |
| 3 | Explain the term slope over load | (3) | K_2 |
| 4 | Why is logarithmic quantizer preferred in DPCM? | (3) | K_2 |
| 5 | Explain the needs for signaling codes | (3) | K_1 |
| 6 | Draw the Manchester code for the bit pattern {1, 0, 1, 1, 0, 0} | (3) | K_3 |
| 7. | Draw the BER-SNR curve for a BPSK system | -3 | K_2 |
| 8 | Draw the signal constellation for a baseband QPSK system | -3 | K_2 |
| 9 | Define mutual information and channel capacity | -3 | K_2 |
| 10 | Explain a (7,4) block code. (3) K_2 | -3 | K_2 |

PART B

Answer one question from each module. Each question carries 14 marks

11(A)

Module I

- | | | | |
|-------|--|-----|-------|
| | Draw the block diagram of a linear PCM system and explain the blocks | (8) | K_2 |
| 11(B) | Explain μ -law companding | (6) | |

OR

- | | | | |
|-------|---|-----|-------|
| 12(A) | Explain how companding is achieved practically using different levels | (8) | K_2 |
|-------|---|-----|-------|

12(B) Explain mid-rise and mid-tread quantizers (6) K_2

Module II

13(A) Explain the need for differential PCM. What is the advantage over linear PCM (6) K_2

13(B) Draw the block diagram of a DPCM transmitter and receiver and explain the functions of each block. (8) K_3

OR

14(A) Draw the block diagram of a delta modulator and explain the functions of each block (8) K_2

14(B) Explain the principle of adaptive delta modulation (6) K_2

Module III

15(A) What is binary zero substitution? Explain the B3ZS line coding scheme (8) K_2

15(B) Encode {101000010000000001} using B3ZS code (6) K_3

OR

16(A) Explain the principle of alternate mark inversion coding. Give an example with an arbitrary binary data pattern (8) K_2

16(B) Encode {101000010000000001} using B6ZS code (6) K_3

Module IV

17(A) Draw the block diagram of BPSK transmitter and receiver and explain the functions of each block. Draw the BER-SNR curve. (8) K_2

17(B) Draw the signal constellation of base band BPSK and indicate the effect of AWGN on it (6) K_2

OR

18(A) Draw the block diagram of QPSK transmitter and receiver and explain the functions of each block.
Draw the BER-SNR curve. (8) K2

18(B) Explain the QAM modulation and demodulation. (6) K2

Module V

19(A) Explain how matched filter is used in digital reception? Draw the BER-SNR curve at the output.

(8) K3

19(B) Explain how correlation receiver is used in digital reception?

(6) K3

OR

20 Explain channel encoding and decoding with (7,4) block codes

(14) K3

ECT286	INTRODUCTION TO DIGITAL SIGNAL PROCESSING	CATEGORY	L	T	P	CREDIT
		Minor	3	1	0	4

Preamble: This course aims to give an introduction to digital signal processing

Prerequisite: ECT255 Introduction to Signals and Systems

Course Outcomes: After the completion of the course the student will be able to

CO 1	Explain how digital signals are obtained from continuous time signals.
CO 2	Apply Fourier transform in the analysis of signals
CO 3	Implement digital filters
CO 4	Explain the practical limitations in DSP implementations
CO 5	Explain the structure of a DSP processor.

Mapping of course outcomes with program outcomes

	PO 1	PO 2	PO 3	PO 4	PO 5	PO 6	PO 7	PO 8	PO 9	PO 10	PO 11	PO 12
CO 1	3	1										
CO 2	3	3	2	2	3				3			1
CO 3	3	2	3	3	3				3			
CO 4	3	1										
CO 5	3	1			1							

Assessment Pattern

Bloom's Category	Continuous Assessment Tests		End Semester Examination
	1	2	
Remember	10	10	20
Understand	25	25	50
Apply	15	15	30
Analyse			
Evaluate			
Create			

Mark distribution

Total Marks	CIE	ESE	ESE Duration
150	50	100	3 hours

Continuous Internal Evaluation Pattern:

Attendance : 10marks
 Continuous Assessment Test (2numbers) : 25 marks
 Assignment/Quiz/Course project : 15marks

End Semester Examination Pattern: There will be two parts; Part A and Part B. Part A contain 10 questions with 2 questions from each module, having 3 marks for each question. Students should answer all questions. Part B contains 2 questions from each module of which student should answer any one. Each question can have maximum 2 sub-divisions and carry 14 marks.

Course Level Assessment Questions

Course Outcome 1 (CO1): Discrete Signals and Sampling Theorem

1. Define a digital signal. Give the frequency range of digital signal. Explain the sampling theorem and show graphically how samples are generated from a continuous time signal.
2. What should be the minimum frequency to sample a 2.5 kHz analog signal? Explain graphically how the continuous time signal is reconstructed from samples.

Course Outcome 2 (CO2): Application of Fourier Transform

1. Give the expression for DFT of an N-point sequence. Compute the 10 point DFT of a unit impulse sequence.
2. Derive the radix-2 decimation in time algorithm for $N=8$.

Course Outcome 3 (CO3): Implementation of Digital Filters

- 1, Give the difference equation of an IIR filter. Give an example and draw its structure
2. Design an IIR Butterworth filter for passband frequency 5kHz and stop band frequency 10kHz. The stop band and pass band attenuations are 0.1 respectively.

Course Outcome 4 (CO4): Practical Limitations of Digital Filters

- 1(A). Explain the limit cycle oscillations in IIR filters
(B) Explain the effects of coefficient quantization in IIR filters
2. (A) Explain the effects of round off noise in digital filters
2(B) Explain the fixed and floating point arithmetic used in DSP processors.

Course Outcome 5 (CO5): Structure of Digital Signal Processors

- 1(A). Explain the function of the MAC unit in a DSP
(B) Explain the differences between Harvard and Von Neumann architecture.
2. Draw the internal structure of a floating point processor and explain its functional blocks

Syllabus

Module 1: Signal Processing Fundamentals

Discrete-time and digital signals. Basic elements of digital processing system- ADC, DAC and Nyquist rate. Frequency aliasing due to sampling. Need for anti-aliasing filters. Discrete Time Fourier Transforms Properties. Computation of spectrum.

Module 2: Discrete Fourier Transform – Properties and Application

Discrete Fourier transform - DFT as a linear transformation, Properties - circular convolution. Filtering of long data sequences - FFT-Radix-2 DIT and DIF algorithms. Computational complexity of DFT and FFT-application.

Module 3: Digital Filters

Digital FIR Filter: Transfer function - Difference equation, Linear phase FIR filter, Concept of windowing, Direct form and cascade realization of FIR and IIR filters. Digital IIR Filters - Transfer function, Difference equation. Direct and parallel Structures. Design of analogue Butterworth filters, Analog frequency transformations, Impulse invariance method. Bilinear transformation, Analog prototype to digital transformations.

Module 5: Finite word length effects in digital filters and DSP Hardware

Fixed point arithmetic, Floating point arithmetic, Truncation and Rounding, Quantization error in ADC, Overflow error, Product round off error, Scaling, Limit cycle oscillation.

General and special purpose hardware for DSP: Computer architectures for DSP – Harvard, pipelining, MAC, special instruction, replication, on chip cache. General purpose digital signal processors (TMS 320 family) - Implementation of digital filtering on dsp processor. Special purpose DSP hardware

Text Books

4. Proakis, J.G. & Manolakis, D.G., “Digital Signal Processing: Principles, Algorithms, & Applications”, 3/e Prentice Hall of India, 1996.
5. Iffachor, E.C., & Jervis, B.W., “Digital Signal Processing: A Practical Approach”, 2/e, Pearson Education Asia, 2002.
6. Chen, C.T., “Digital Signal Processing: Spectral Computation & Filter Design”, Oxford Univ. Press, 2001.
7. Mitra, S.K., “Digital Signal Processing: A Computer-Based Approach”, McGraw Hill, NY, 1998
8. Monson H Hayes, Schaums outline: Digital Signal Processing.

Course Contents and Lecture Schedule

No	Topic	No. of Lectures
1	Signal Processing Fundamentals	
1.1	Overview of signals. Frequency elements of DSP systems	2
1.2	Conversion of analog signals to digital signals, Sampling theorem, reconstruction ADC and DAC, spectra and antialiasing filter	3
1.3	DTFT properties, spectrum	3
2	DFT	
2.1	DFT from DTFT, DFT as a linear transformation. W matrix. Properties of DFT, Computational challenges.	3
2.2	FFT for computational advantage, Radix -2 DIT and Dif algorithm, in place computation. Bit reversal permutation. complexity	4
2.3	Filtering of long sequences	2
3	Digital Filters	
3.1	Model of FIR and IIR filters. Direct form I and II of FIR filter, simple FIR design	4
3.2	IIR filter, design of Butterworth filter, Direct and parallel realization	4
3.3	Analog to digital transformation, impulse invariance and bilinear transformation.	4
4	Finite Word-length Effects	
4.1	Number representation Truncation - Rounding - Quantization error in ADC - Overflow error- product round off error - Scaling - Limit cycle oscillation.	2
4.2	Truncation-Rounding - Quantization error in ADC - Overflow error - product round off error - Scaling - Limit cycle oscillation.	5
5	DSP Architecture	
5.1	Von Neumann and Harvard architecture, Comparison	1
5.2	Data paths of fixed and floating point DSP processors. Functions of various blocks Architecture of a typical DSP processor	5
5.3	Implementation of systems on DSP chip	2

Simulation Assignments

The following simulation assignments can be done with Python/MATLAB/ SCILAB/OCTAVE

1. Generate the following discrete signals

- Impulse signal
- Pulse signal
- Triangular signal

2. Write a function to compute the DFT of a discrete energy signal. Test this function on a few signals and plot their magnitude and phase spectra.

3. Compute the linear convolution between the sequences $x=[1,3,5,3]$ with $h=[2,3,5,6]$.

Observe the stem plot of both signals and the convolution.

- Now let $h=[1,2,1]$ and $x=[2,3,5,6,7]$. Compute the convolution between h and x .
- Flip the signal x by 180° so that it becomes $[7, 6, 5, 3, 2]$. Convolve it with h . Compare the result with the previous result.
- Repeat the above two steps with $h = [1, 2, 3, 2, 1]$ and $h = [1, 2, 3, 4, 5, 4, 3, 2, 1]$
- Give your inference.

4. Compute the DFT matrix for $N = 8, 16, 64, 1024$ and 4098

- Plot the first 10 rows in each case and appreciate these basis functions
- Plot the real part of these matrices as images and appreciate the periodicities and half periodicities in the pattern
- Normalize each matrix by dividing by \sqrt{N} . Compute the eigen values of every normalized matrix and observe that all Eigen values belong to the set $\{1, j, -j, -1\}$.

5. Realize a continuous time LTI system with system response

$$H(s) = \frac{5(s+1)}{(s+2)(s+3)}$$

. One may use *scipy.signal.lti* package in Python.

- Make it into a discrete system (possibly with *scipy.signal.cont2discrete*)
- Observe the step response in both cases and compare.

6. Download a vibration signal in *.wav* format.

- Load this signal into an array. One may use the *scipy.io.wavfile* module in Python.
- understand the sampling rate of this signal.

- Plot and observe the vibration signal waveform.
- Compute the absolute squared value of the FFT of the vibration signal.
- Plot it and observe the spectral components in the discrete frequency domain.

Multiply prominent discrete frequencies by the sampling rate and observe and appreciate the major frequency components in *Hz*.

Model Question Paper

Kerala University

Fourth Semester B. Tech. Degree Examination

Branch: Electronics and Communication

Course: ECT 286 Introduction to Digital Signal Processing

Time:3Hrs

Max. Marks:100

PART A

Answer All Questions

1. Define frequency of a discrete signal and identify its range. (3) K_1
2. State Nyquist sampling theorem for low pass signals and the formula for signal reconstruction. (3) K_3
3. Explain why DFT operation is a linear transformation. (3) K_2
4. Explain how FFT reduces the computational complexity of DFT. (3) K_2
5. Write the expression for the Hamming window and plot it. (3) K_1
6. Give the expression for bilinear transformation and explain the term frequency warping. (3) K_2
7. Explain the quantization error in ADCs. (3) K_2
8. Explain the 1s and 2s complement representation of numbers in DSP processor. (3) K_2
9. Compare floating point and fixed point data paths in a DSP processor. (3) K_2
10. Explain function of a barrel shifter in a DSP processor. (3) K_2

PART B

Answer one question from each module. Each question carries 14 mark

Module I

- 11(A) Explain how analog signals are converted to digital signals. (10) K_2
11(B) What all digital frequencies are obtained when a 1 kHz signal is sampled by 4 kHz and 8 kHz impulse trains? (4) K_3

OR

- 12(A) Give the expression for DTFT. Compute the DTFT of the signal $x[n] = [1, -1, 1, -1]$ (8) K_3
12(B) Explain how sampling affects the spectrum of the signal and the need of anti aliasing filter (6) K_3

Module II

- 13(A) Give the radix-2 decimation in time algorithm for 8-point FFT computation (10) K_3
13(B) How is in place computation applied in FFT algorithms? (4) K_3

OR

- 14(A) Find the DFT of the sequence $x(n) = \{1, 2, 3, 4, 4, 3, 2, 1\}$ (10) K_3
14(B) How is bit reverse addressing used in FFT computations? (4) K_3

Module III

- 15(A) Write the difference equation representation of IIR filter and explain how its impulse response is infinite in duration (7) K_3

15(B) Convert the analog filter

$$H(s) = \frac{1}{(s+1)(s+2)}$$

into digital filter using impulse invariance method.

OR

16(A) Implement the FIR filter $h[n] = [1, 2, 4, 6, 4, 2, 1]$ with minimum multipliers in direct form (6) K_3

16(B) Design an IIR Butterworth filter for passband frequency 5 kHz and stopband frequency 10 kHz. The stop band and passband attenuations are 0.1 respectively. (8) K_3

Module IV

17(A) Explain the limit cycle oscillations in IIR filters (6) K_3

17(B) Derive the quantization noise power in an ADC (8) K_3

OR

18(A) Find the output noise variance of a first order system with transfer function (8) K_3

$$H(z) = \frac{1}{1 - \alpha z^{-1}}$$

that is driven by a zero mean white Gaussian noise of variance σ^2

18(B) Explain the fixed and floating point arithmetic used in DSP processors. (6) K_3

Module V

19 Draw and explain the functional blocks in a floating point DSP processor. (14) K_2

OR

- 20(A) Compare Von Neumann architecture with Harvard architecture (7) K₂
- 20(B) Explain the significance and operation of the MAC unit in a DSP Processor (7)K₂

SEMESTER -4
HONOURS

ECT292	NANO ELECTRONICS	CATEGORY	L	T	P	CREDIT
		Honors	3	1	0	4

Preamble: This course aims to understand the physics behind mesoscopic systems and working of Nano electronic devices.

Prerequisite: PHT100 Engineering Physics A, ECT201 Solid State Devices

Course Outcomes: After the completion of the course the students will be able to

CO 1	Explain quantum mechanical effects associated with low dimensional semiconductors.
CO 2	Explain the different processes involved in the fabrication of nano particles and nano layers.
CO 3	Explain the different techniques for characterizing nano layers and particles
CO 4	Explain the different transport mechanisms in nano structures
CO 5	Illustrate the operating principle of nano scale electronic devices like SET, Resonant tunneling devices, Quantum lasers etc.

Mapping of course outcome with program outcomes

	PO 1	PO 2	PO 3	PO 4	PO 5	PO 6	PO 7	PO 8	PO 9	PO 10	PO 11	PO 12
CO 1	2											
CO 2	2											
CO 3	1											
CO 4	2											
CO 5	2											

Assessment Pattern

Bloom's Category	Continuous Assessment Tests		End Semester Examination
	1	2	
Remember	10	10	20
Understand	35	35	70
Apply	5	5	10
Analyze			
Evaluate			
Create			

Mark distribution

Total Marks	CIE	ESE	ESE Duration
150	50	100	3 hours

Continuous Internal Evaluation Pattern:

Attendance	: 10marks
Continuous Assessment Test(2numbers)	: 25 marks
Assignment/Quiz/Course project	: 15marks

End Semester Examination Pattern: There will be two parts; Part A and Part B. Part A contain 10 questions with 2 questions from each module, having 3 marks for each question. Students should answer all questions. Part B contains 2 questions from each module of which student should answer any one. Each question can have maximum 2 sub-divisions and carry 14 marks.

Course Level Assessment Questions

Course Outcome 1 (CO1): Explain the quantum mechanical effects associated with low dimensional semiconductors.

- Derive the expression for density of states in a 1Dnanomaterial.
- Compare and contrast triangular, square and parabolic quantum wells.
- Solve numerical problems to find whether the given material is a nanometricone.

Course Outcome 2 (CO2) : Explain the different processes involved in the fabrication of nano particles and nano layers.

1. Explain Sol-Gel process for synthesis of nano particles.
2. Explain the different steps involved in CVD process for fabricating nano layers.
3. DC sputtering cannot be used for the coating of non- conducting materials. Justify.

Course Outcome 3 (CO3): Explain the different techniques for characterizing nano layers and particles.

2. Illustrate the working principle of an AFM.
3. Explain the different emission and interactions between electron beam and the specimen.
4. Explain the principle of operation of an XRD.

Course Outcome 4 (CO4): Explain the different transport mechanisms in nano structures.

1. Explain Kronig Penney model of a super lattice.

2. Explain modulation doping with an example.
3. Explain the different scattering events encountered by a carrier during parallel transport under the influence of electric field.

Course Outcome 5 (CO5): Illustrate the operating principle of nano scale electronic devices like SET, Resonant tunneling devices, Quantum lasers etc.

1. Explain Coulomb blockade effect. Illustrate the working of a single electron transistor.
2. Draw the schematic representation of the conduction band of a resonant tunnel diode for
 - no voltage applied (b) increasing applied voltages. Explain its I-V characteristics.
3. MODFETS are high electron mobility transistors .Justify.

Syllabus

Module I

Introduction to nanotechnology, Limitations of conventional microelectronics, characteristic lengths in mesoscopic systems, Quantum mechanical coherence.

Low dimensional structures - Quantum wells, wires and dots, Density of states of 1D and 2D nanostructures.

Basic properties of square quantum wells of finite depth, parabolic and triangular quantum wells

Module II

Introduction to methods of fabrication of nano-layers: physical vapour deposition- evaporation & Sputtering, Chemical vapour deposition, Molecular Beam Epitaxy, Ion Implantation, Formation of Silicon Dioxide- dry and wet oxidation methods.

Fabrication of nano particle- grinding with iron balls, laser ablation, reduction methods, sol gel, self assembly, precipitation of quantum dots.

Module III

Introduction to characterization of nanostructures: Principle of operation of Scanning Tunnelling Microscope, Atomic Force Microscope, Scanning Electron microscope - specimen interaction, X-Ray Diffraction analysis

Module IV

Quantum wells, multiple quantum wells, Modulation doped quantum wells, concept of super lattices Kronig - Penney model of super lattice.

Transport of charge in Nanostructures - Electron scattering mechanisms, Hot electrons, Resonant tunnelling transport, Coulomb blockade, Effect of magnetic field on a crystal. Aharonov-Bohm effect, the Shubnikov-de Hass effect.

Module V

Nanoelectronic devices - MODFETS, Single Electron Transistor, CNT transistors – Properties of graphene

Resonant tunnel effect, RTD, RTT, Hot electron transistors

Quantum well laser, quantum dot LED, quantum dot laser

Text Books

1. J.M. Martinez-Duart, R.J. Martin Palma, F. Agulle Rueda Nanotechnology for Microelectronics and optoelectronics , Elsevier,2006
2. W.R. Fahrner, Nanotechnology and Nanoelctronics, Springer,2005

Reference Books

3. Chattopadhyay, Banerjee, Introduction to Nanoscience & Technology, PHI2012
4. Poole, Introduction to Nanotechnology, John Wiley2006.
5. George W. Hanson, Fundamentals of Nanoelectronics, Pearson Education,2009.
6. K. Gosser, P. Glosekotter, J. Dienstuhl, Nanoelectronics and nanosystems, Springer2004.
7. Supriyo Dutta, Quantum Transport- Atom to transistor, Cambridge,2013.

Course Contents and Lecture Schedule

No	Topic	No. of Lectures
1	MODULE 1	
1.1	Introduction to nanotechnology, Limitations of conventional microelectronics	1
1.2	Characteristic lengths in mesoscopic systems	1
1.3	Quantum mechanical coherence, Schrodinger's equation, Low dimensional structures - Quantum wells, wires and dots	3
1.4	Density of states of 1D and 2D nanostructures	2
1.5	Basic properties of square quantum wells of finite depth, parabolic and triangular quantum wells	3
2	MODULE 2	
2.1	Introduction to methods of fabrication of nano-layers: physical vapour deposition- evaporation & Sputtering,	2
2.2	Chemical vapour deposition, Molecular Beam Epitaxy	2
2.3	Ion Implantation, Formation of Silicon Dioxide- dry and wet oxidation methods	2
2.4	Fabrication of nano particle- grinding with iron balls, laser ablation, reduction methods	2
2.5	Sol - Gel, self assembly, precipitation of quantum dots.	2
3	MODULE 3	
3.1	Introduction to characterization of nanostructures: Principle of operation	2

	of Scanning Tunneling Microscope	
3.2	Atomic Force Microscope	1
3.3	Scanning Electron microscope - specimen interaction.	1
3.4	X-Ray Diffraction analysis	1
4		
MODULE 4		
4.1	Quantum wells, multiple quantum wells, Modulation doped quantum wells, concept of super lattices	2
4.2	Kronig - Penney model of super lattice.	1
4.3	Transport of charge in Nanostructures - Electron scattering mechanisms, Hot electrons	1
4.4	Resonant tunnelling transport, Coulomb blockade	2
4.5	Quantum transport in nanostructures - Coulomb blockade	1
4.6	Effect of magnetic field on a crystal. Aharonov-Bohm effect	2
4.7	Shubnikov-de Hass effect	1
5		
MODULE 5		
5.1	Nano electronic devices- MODFETS	2
5.2	Single Electron Transistor	1
5.3	CNT transistors , Properties of graphene	2
5.4	RTD, RTT, Hot electron transistors	3
5.5	Quantum well laser, quantum dot LED, quantum dot laser	2

UNIVERSITY MODEL QUESTION PAPER

ECT 292 NANO ELECTRONICS

Time: 3 hours

Max. Marks: 100

PART A

Answer *all* questions. Each question carries *3 marks*.

1. Explain any three characteristic lengths in mesoscopic systems.
2. Explain the terms (i) coherence length (ii) phase coherence.
3. Explain Laser ablation method for nano particle fabrication.
4. DC sputtering cannot be used for coating of non-conducting materials. Justify
5. Explain two different modes of operation of a STM.
6. Explain XRD method for characterizing nano materials.
7. Differentiate between the two types of multiple quantum wells.
8. Explain Aharonov-Bohm effect.
9. Explain why MODFETs are called high electron mobility transistors.
10. List any six properties of graphene.

PART B

Answer *any one* question from each module. Each question carries 14 marks.

MODULE I

11. (a) Show that DOS in a 2D material is independent of energy. (8 marks)
(b) Explain any three physical limitations in reducing the size of devices in Nano metrics scale. (6 marks)
12. Compare and contrast square, parabolic and triangular quantum wells (14 marks)

MODULE III

13. (a) Illustrate the process of Molecular Beam Epitaxy for fabricating nano layers. (8 marks)
(b) Differentiate between dry oxidation and wet oxidation techniques (6 marks)
14. (a) Sketch and label a CVD reactor and explain the different steps involved in the CVD process. (8 marks)
(b) Explain the reduction method for nano particle fabrication (6 marks)

MODULE III

13. Explain the different specimen interactions of an electron beam and illustrate the working of a SEM (14 marks)
14. Explain the principle of operation of an AFM. Explain the different modes of operation. (14 marks)

MODULE IV

15. (a) Explain Kronig-Penny model of a super lattice. What is meant by Zone folding? (10 marks)
- (b) Explain the concept of hot electron in parallel transport (4 marks)
16. (a) Explain Coulomb Blockade Effect. (8 marks)
- (b) illustrate resonant tunneling effect. (6 marks)

MODULE V

17. (a) Draw a schematic and explain the working of a single electron transistor (8 marks)
- (b) Explain working of resonant tunneling diodes (6 marks)
18. (a) Illustrate the working of quantum well laser (6 marks)
- (b) Explain the different types of Carbon Nanotube transistors (8 marks)

ECT294	STOCHASTIC PROCESSES FOR COMMUNICATION	CATEGORY	L	T	P	CREDIT
		Honors	3	1	0	4

Preamble: This course aims to apply the concepts of probability and random processes in communication systems.

Prerequisite: None

Course Outcomes: After the completion of the course the student will be able to

CO 1	Explain the concepts of probability, random variables and stochastic processes
CO 2	Apply the knowledge in probability to statistically characterize communication channels.
CO 3	Apply probability to find the information and entropy
CO 4	Explain source coding and channel coding theorem.
CO 5	Apply stochastic processes in data transmission

Mapping of course outcomes with program outcomes

	PO 1	PO 2	PO 3	PO 4	PO 5	PO 6	PO 7	PO 8	PO 9	PO 10	PO 11	PO 12
CO 1	3	3										
CO 2	3	3		3	2							
CO 3	3	3		3	2							2
CO 4	3	3										
CO 5	3	3		3	2							

Assessment Pattern

Bloom's Category	Continuous Assessment Tests		End Semester Examination
	1	2	
Remember	10	10	20
Understand	25	25	50
Apply	15	15	30
Analyse			
Evaluate			
Create			

Mark distribution

Total Marks	CIE	ESE	ESE Duration
150	50	100	3 hours

Continuous Internal Evaluation Pattern:

Attendance : 10marks
 Continuous Assessment Test(2numbers) : 25 marks
 Assignment/Quiz/Courseproject : 15marks

End Semester Examination Pattern: There will be two parts; Part A and Part B. Part A contain 10 questions with 2 questions from each module, having 3 marks for each question. Students should answer all questions. Part B contains 2 questions from each module of which student should answer any one. Each question can have maximum 2 sub-divisions and carry 14 marks.

Course level Assessment Questions

Course Outcome 1 (CO1): Concepts in probability

1. Give frequentist and axiomatic definitions of probability. State the demerits of frequentist definition.
2. What is a random variable? Illustrate with an example how it becomes useful in studying engineering problems?
3. A six faced die with $P(1)=P(3)=1/3$, $P(4)=P(5)=1/4$ is thrown in a game with outcomes listed in the table.

Face	1	2	3	4	5	6
Payoff(Rs)	+50	-40	+60	-60	-20	+100

The + and - signs indicates gain and loss for the the player respectively.

1. Draw the CDF and PDF

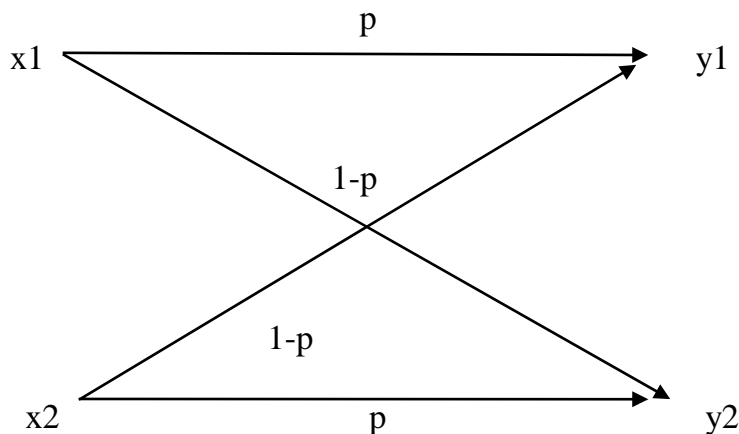
1. Compute the expected value of gain/loss. Is it worthwhile to play the game?
2. Compute the entropy of the random variable.

Course Outcome 2 (CO2) : Review of random processes

- Give the conditions for WSS and SSS.
- Test if the sinusoid $X(t)=A\cos(2\pi ft+\theta)$ with θ varying uniformly in the interval $[-\pi,\pi]$ is WSS.
- Define white Gaussian noise.
- State central limit theorem. Why is Gaussian model suitable in additive noise channels?

Course Outcome 3 (CO3): Entropy and Information

1. Define discrete memoryless source and discrete memoryless channel.
2. Define entropy and conditional entropy.
3. See the binary symmetric channel in the figure below.



Let $p(x1)=1/3$ and $p =1/4$. Compute the mutual information between X and Y.

Course Outcome 4 (CO4): Source coding and Channel Coding

1. State the source coding theorem.
2. Compute the mutual information between the input and output of an AWGN channel. What is its capacity?
3. Find the capacity of an AWGN channel with 4kHz bandwidth and the noise power spectral density 10^{-12} W/Hz. The signal power at the receiver is 0.1mW.

Course Outcome 5 (CO5): Stochastic processes in data transmission

1. Derive Chapman – Kolmogorovequation.
- 2.Explain the packet transmission in a slotted ALOHAnetwork.
3. Consider a Markov chain with three possible states 1, 2, 3 with transition probabilitymatrix

$$\begin{pmatrix} 1/4 & 1/2 & 1/4 \\ 1/3 & 0 & 2/3 \\ 1/2 & 0 & 1/2 \end{pmatrix}$$

- Draw the state transition diagram.
- Find $P(X_4=3|X_3=2)$
- c) If $P(X_0=1)=1/3$ Find $P(X_0=1, X_1=2)$

SYLLABUS

Module 1 : Review of Probability and Random Variables [1,2]

Review of probability. Relative frequency and Axiomatic definitions of probability, Significance of axiomatic definition. Bayes theorem and conditional probability. Independence. Discrete random variables. The cumulative distribution and density functions for discrete random variables. Joint distribution and conditional distribution. Statistical averages. Mean, Variance and standard deviation, Gaussian density function, Pdf of envelop of two gaussian variables – Rayleigh pdf.

Module 2 : Review of Random Processes [1-3]

Stochastic Processes. Stationarity and ergodicity. WSS and SSS processes. Gaussian Random process, Mean and autocorrelation and power spectral density functions. Weiner Kinchine theorem, Bandwidth of a random process, PSD of a Pulse Amplitude Modulated wave. White noise, Filtering of discrete WSS process by LTI systems. Noise-equivalent bandwidth, Signal to Noise Ratio, Matched Filter, Bandlimited and narrowband random process.

Sum of random variables, Markov Inequality, Chebyshev Inequality, Convergence, The central limit theorem (statement only). Gaussianity of thermal noise.

Module 3: Entropy and Information [1-3]

Basics of discrete communication system, Sources, channels and receivers. Discrete memoryless sources. Entropy. Source coding theorem (statement only). Mutual Information. Discrete memoryless channels. Matrix of channel transmission probabilities. Noiseless and noisy channels, binary symmetry channels. Channel coding theorem (statement only) Channel capacity for BSC (derivation required), Differential entropy, Channel capacity of AWGN channel (statement only).

Module 4 : Markov Process and Queuing Theory [4,5]

Markov process. Definition and model. Markov chain. Transition probability matrix. State diagram

and characteristics of a Markov chain. Chapman Kolmogorov equation. Poisson process.

Module 5 : Markov Process and Queuing Theory [4,5]

Overview of queuing theory. M/M/1, M/M/∞, Application to packet transmission in a slotted ALOHA computer communication network.

Text Books

- (5) Papaulis and Unnikrishna Pillai, "Probability, Random Variables and Stochastic Processes", MH
- (6) Analog and Digital Communication Systems, Hsu, Schaum Outline Series, MGH.
- (7) Digital Communication, John G Proakis, John Wiley
- (8) Probability and Random Processes, Miiller and Childers, Ed., 2, Academic Press
- (9) Data Networks, Bertsekas and Gallager, Ed. 2, PHI

Course Contents and Lecture Schedule

No	Topic	No. of Lectures
1	Module 1	
1.1	Review of probability. Relative frequency and Axiomatic definitions of probability, Significance of axiomatic definition.	1
1.2	Bayes theorem and conditional probability. Independence.	1
1.3	Discrete random variables.	1
1.4	The cumulative distribution and density functions for discrete random variables. Joint distribution and conditional distribution.	3
1.5	Statistical averages. Mean, Variance and standard deviation,	2
1.6	Gaussian density function, Pdf of envelop of two gaussian variables – Rayleigh pdf.	2
2	MODULE 2	
2.1	Stochastic Processes. Stationarity and ergodicity. WSS and SSS processes. Gaussian Random process	2
2.2	Mean and autocorrelation and power spectral density functions. Weiner Kinchine theorem, Bandwidth of a random process, PSD of a Pulse Amplitude Modulated wave.	3
2.3	White noise, Filtering of discrete WSS process by LTI systems. Noise-equivalent bandwidth, Signal to Noise Ratio, Matched Filter, Bandlimited and narrowband random process.	3
2.4	Sum of random variables, Markov Inequality, Chebyshev Inequality, Convergence, The central limit theorem (statement only). Gaussianity of thermal noise.	2
3	MODULE 3	
3.1	Basics of discrete communication system, Sources, channels and receivers.	1
3.2	Discrete memoryless sources. Entropy. Source coding theorem (statement only).	1

3.3	Mutual Information. Discrete memoryless channels. Matrix of channel transmission probabilities. Noiseless and noisy channels, binary symmetry channels.	2
3.4	Channel coding theorem (statement only) Channel capacity for BSC (derivation required),	1
3.5	Differential entropy, Channel capacity of AWGN channel (statement only).	2
4	MODULE 4	
4.1	Markov process. Definition and model.	1
4.2	Markov chain. Transition probability matrix. State diagram and characteristics of a Markov chain. Chapman Kolmogorov equation.	4
4.3	Poisson process	3
5	MODULE 5	
5.1	Overview of queuing theory.	2
5.2	M/M/1, M/M/ ∞ systems	3
5.3	Application to packet transmission in a slotted ALOHA computer communication network.	3

Simulation Assignments

The following simulations can be done Python/R/MATLAB/SCILAB.

Generation of Discrete Stochastic Signals

1. Simulate stochastic signals of

- Uniform
- Binomial
- Gaussian
- Rayleigh
- Ricean

probability density functions and test their histograms.

2. Compute the statistical averages such as mean, variance, standard deviation etc.

3. To compute the autocorrelation matrix for each signals. Compare the autocorrelation of Gaussian signal with others.

4. To observe the spectrum of the signal and relate it with the autocorrelation function.

Central Limit Theorem–Gaussianity of Channels

2. Simulate a coin toss experiment that generates a string of length N of 0s and 1s that are uniformly distributed

3. Toss the coin M times and sum up the string in every toss.

4. Plot the normalized histogram of the sum values for $M=100, 1000, 5000$. Observe that it is a Binomial distribution.

5. Plot the function $q = {}^M p^r (1 - p)^{M-r}$ and compare with the histogram.

6. Make M very large and observe that the histogram tends to become Gaussian, justifying the central limit theorem.

Frequency of Characters in English Text and the Entropy

1. It is required to understand the probabilities of occurrence of characters in English texts say an English novel say with more than 300 pages (that contains text only) in .txt format (student may download one such file.).

2. Read the novel in .txt format into a single string or array and to identify the unique symbols (all letters, numbers, punctuation mark etc.) in the file and to plot their frequencies of occurrence.

3. Appreciate the probabilities of occurrences of all symbols.

4. Compute the entropy and the information content in the book.

Simulation of a Point Process

1. It is required to simulate a point Poisson process ,say the arrival of packets in a queue.
2. Let the rate of arrival of packets be say 100 per second.
3. Simulate the Poisson process using small time bins of say 1 millisecond.
4. Since Poisson process has no memory, the occurrence of an event is independent from one bin to another.
5. Binary random signals can be used to represent success or failure.
6. Simulate and display each event with a vertical line using say *matplotlib*
7. Generate the counting process $N(t)$ which is the sum of the events until time t .
8. Plot $N(t)$ against t and appreciate it.

Simulation of a Discrete Markov Chain

1. It is required to simulate a birth death process as a discrete Markov chain.
2. Let us consider that the total population cannot exceed 1000 and the initial population is 100.
3. Set equal birth and death rates.
4. Iterate for say 10000 steps and plot the population against the iteration number.
5. Repeat the simulation for different rates and different population and iteration sizes and appreciate the results.

Model Question Paper

University of Kerala Fourth Semester B Tech Degree Examination

Branch: Electronics and Communication

Course: ECT 294 Stochastic Processes for Communication

Time: 3 Hrs Max. Marks: 100

PART A

Answer All Questions

- 1 Give the three definitions of probability (3) K_2
- 2 In the toss of an unfair coin, the probability of head is $\frac{1}{3}$. The player gets Rs. 100 if head turns up and loses Rs. 200 if tail turns up. Draw the CDF and PDF of this random variable (3) K_3
- 3 Write the conditions for strict sense and wide sense stationarity (3) K_2
- 4 Explain the Gaussian statistics of communication channels (3) K_2
- 5 State the two source coding theorems (3) K_1
- 6 Give channel matrix of a noiseless binary channel (3) K_2
- 7 With mathematical model, explain Markov process (3) K_2
- 8 Give an example of a Markov chain with its transition probability (3) K_2
- 9 Explain an M/M/1 queue system in packet transmission (3) K_2
- 10 Explain the statistics of packet arrival in M/M/1 queue system (3) K_2

PART B

Answer one question from each module. Each question carries 14 mark.

Module I

11. A random variable X has the following pdf.

$$f_X(\lambda) = \begin{cases} A[1 - |\lambda|/3]; & -3 \leq \lambda \leq 3 \\ 0; & \text{else} \end{cases}$$

Find the probability $P[|\lambda| < 1.5]$

(4) K_3

Find the probability $P[1.2 \leq \lambda \leq 2.3]$

(4) K_3

Find $E[X]$

(6) K_3

OR

4. A six faced die with $P(1) = P(3) = \frac{1}{6}$, $P(4) = P(5) = \frac{1}{8}$, $P(2) = \frac{1}{12}$ is thrown in a game with outcomes listed in the table.

Face	1	2	3	4	5	6
Payoff	50	-40	60	-60	-20	100

The + and - signs indicates gain and loss for the player respectively.

- A Draw the CDF and PDF of the Payoff random variable. (6) K3
 B Compute the expected value of gain/loss. Is it worthwhile to play the game? (5) K3
 C Compute the variance of Payoff. (3) K3

Module II

- 13(A) Test if the random process $X(t) = A \cos(2\pi fct + \theta)$ is WSS with θ a uniformly distributed random variable in the interval $[-\pi, \pi]$. (8) K3

- 13(B) If a random signal is applied as input to an LTI system, how is the power spectral density of the output related to that of the input? Explain. (6) K2

OR

- 14(A) State and prove Wiener-Kinchin theorem. (8) K3
 14(B) Justify the suitability of using white Gaussian model for noise in a communications system. (6) K2

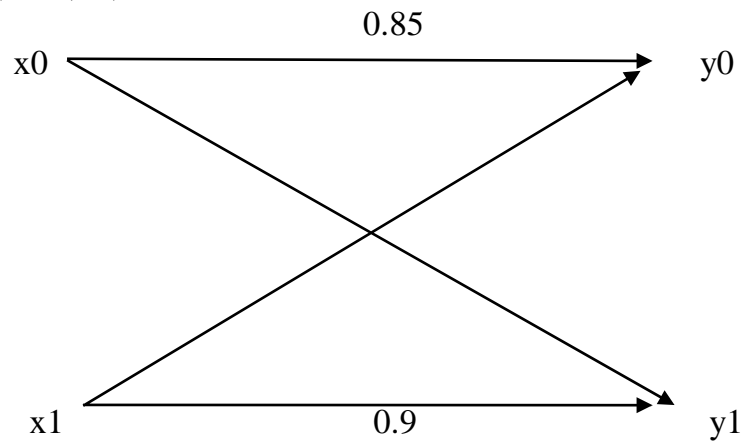
Module III

- 15(A) State source coding theorem for a discrete memoryless source. (6) K2
 15(A) Show that mutual information is always positive. (3) K2
 15(C) What is channel capacity in terms of the conditional entropy? Write down the capacity of an AWGN channel. (5) K3

OR

- 16(A) Define entropy of a discrete memoryless source. If the alphabet is finite with size K , show that $H(X) \leq \log_2 K$ (6) K2

16(B) For the binary channel below, compute the channel transition matrix and $P(Y_0)$ and $P(Y_1)$, given that $P(X_0) = P(X_1) = 0.5$ (8) K3



Module IV

17(A) Explain a Poisson random process. Give two practical examples of a Poisson process (7) K2
 17(B) Derive Chapman –Kolmogorovequation. (7)K3

OR

18 Consider a Markov chain with three possible states 1,2,3 with transition probability matrix
 (A) Draw the state transition diagram. (4) K2
 (B) Find $P(X_4 = 3|X_3 = 2)$ (5) K3
 (c) If $P(X_0 = 1) = \frac{1}{3}$, find $P(X_0 = 1, X_1 = 2)$ (5) K3

Module V

19. Explain the packet transmission in a slottedALOHA network (14) K2

OR

20 Explain the M/M/1 queue system pertaining to packet transmission(14) K2

ECT296	STOCHASTIC SIGNAL PROCESSESING	CATEGORY	L	T	P	CREDIT
		Honors	3	1	0	4

Preamble: This course aims to study stochastic signals and their interactions with LTI systems

Prerequisite: None

Course Outcomes: After the completion of the course the student will be able to

CO 1	Explain the concepts of probability, random variables and stochastic processes
CO 2	Apply the knowledge in probability to ststistically characterize communication channels.
CO 3	Use the properties of WSS for finding the LTI system response
CO 4	Model discrete signals using various methods
CO 5	Estimate the spectra of signals using various methods.

Mapping of course outcomes with program outcomes

	PO 1	PO 2	PO 3	PO 4	PO 5	PO 6	PO 7	PO 8	PO 9	PO 10	PO 11	PO 12
CO 1	3	3										
CO 2	3	3		3	2							
CO 3	3	3		3	2							
CO 4	3	3										
CO 5	3	3		3	2							

Assessment Pattern

Bloom's Category	Continuous Assessment Tests		End Semester Examination
	1	2	
Remember	10	10	20
Understand	15	15	30
Apply	25	25	50
Analyse			
Evaluate			
Create			

Mark distribution

Total Marks	CIE	ESE	ESE Duration
150	50	100	3 hours

Continuous Internal Evaluation Pattern:

Attendance : 10marks
 Continuous Assessment Test(2numbers) : 25
 marksAssignment/Quiz/Courseproject 15
 marks

End Semester Examination Pattern: There will be two parts; Part A and Part B. Part A contain 10 questions with 2 questions from each module, having 3 marks for each question. Students should answer all questions. Part B contains 2 questions from each module of which student should answer any one. Each question can have maximum 2 sub-divisions and carry 14 marks.

Course Level Assessment Questions

Course Outcome 1(CO1):concepts in probability

1. Give frequentist and axiomatic definitions of probability. State the demerits of frequentist definition.

2. What is a random variable? With an example, illustrate how it finds application in defining engineering problems?

3. A six faced die with $P(1)=P(3)=1/3$, $P(4)=P(5)=1/4$ is thrown in a game with outcomes listed in the table.

Face	1	2	3	4	5	6
Payoff(Rs)	+50	-40	+60	-60	-20	+100

The + and - signs indicates gain and loss for the the player respectively. 1. Draw the CDF and PDF

1. Compute the expected value of gain/loss. Is it worthwhile to play the game?
2. Compute the entropy of the random variable.

Course Outcome 2 (CO2) : Review of random processes

1. State central limit theorem. Explain the validity of using Gaussian model for additive communication channels.

2. Give the conditions for WSS and SSS.

3. Test if the sinusoid $X(t)=A\cos(2\pi ft+\theta)$ with θ varying uniformly in the interval $[-\pi,\pi]$ is WSS.

Course Outcome 3 (CO3): WSS and LTI systems

- Derive Wiener Hopf equations.
- Solve Wiener-Hopf equation to get a third order discrete system for a an RVX whose autocorrelation is $R_x=[0.89,0.75,0.7,0.6]$
- Prove that autocorrelation and power spectral density are Fourier transform pairs

Course Outcome 4 (CO4): Signal modeling

1. Use Prony method to model a unit pulse $x[n]=U[n]-U[n-N]$ as a system with one pole and one zero.

2. Use Pade approximation to model the signal x whose first six values are $[1,1.2,0.9,0.5,0.6,0.25]$ using a second order all pole model ($p=2$ and $q=0$)

Course Outcome 5 (CO5): Stochastic processes in data transmission

1. Explain the periodogram method of spectrum estimation
2. Explain the need of spectrum estimation
3. Use ARMA(p,q) model to estimate the spectrum

Syllabus

Module 1 : Review of Probability and Random Variables [1]

Review of probability. Relative frequency and Axiomatic definitions of probability, Significance of axiomatic definition. Bayes theorem and conditional probability. Independence. Discrete random variables. The cumulative distribution and density functions for random variables. Joint distribution and conditional distribution. Statistical averages. Mean, Variance and standard deviation, Functions of random variables. Multivariate Gaussian density function.

Module 2 : Review of Random Processes [1]

Stochastic Processes. Stationarity and ergodicity. WSS and SSS processes. Discrete Gaussian, Rayleigh and Ricean processes. Sums of random variables, Convergence, Markov and Chebyshev inequality, The central limit theorem (statement only).

Module 3: The Autocorrelation Matrix and its Significance [2]

Statistical averages of discrete stationary stochastic processes. Mean and autocorrelation and power spectral density functions. Weiner Kinchine theorem, Filtering of discrete WSS process by LTI systems. The autocorrelation matrix and the significance of its eigen vectors. Whitening. Properties of autocorrelation matrix, its inversion and Levinson-Durbin Recursion. Wiener-Hopf equation. Brownian motion, its mathematical model and its autocorrelation and power spectral density

Module 4 : Signal Modeling - Deterministic and Stochastic [1]

The least square method of signal modeling. The Pade approximation. Prony's method. Stochastic models, AR, MA and ARMA models.

Module 5 : Spectrum Estimation [1,2]

Periodogram method of spectrum estimation. Parametric methods AR, MA and ARMA methods

Text Books

1. Monson Hayes, "Statistical Digital Signal Processing", Wiley
2. A. Papaulis and Unnikrishna Pillai, "Probability, Random Variables and Stochastic Processes", McGrawHill

Course Contents and Lecture Schedule

No	Topic	No. of Lectures
1	Probability and Random Processes	
1.1	The three definitions. Critique to classical definition. Probability as a function. The domain of probability function. Event and probability space	2
1.2	Conditional probability, Bayes theorem, Meaning and significance of prior. Random variable. Definition. Random variable as a function and its domain. Comparison with probability function.	2
1.3	Examples of RV. Discrete and continuous RV. CDF and PDF of RV(both discrete and continuous) Examples. Relation between the two and properties	1
1.4	Uniform and Gaussian Pdf and corresponding CDF. Properties	1
	Expectation, variance and standard deviation, Examples	2
1.5	Functions of random variables.	2
2	Stochastic Processes	
2.1	Stochastic process, Definition. Stationarity and ergodicity	2
2.2	WSS and SSS conditions. Example problems	2
2.3	Sums of random variables, Convergence, Markov and Chebyshev inequality	2
2.4	Gaussian Process. Envelope of Gaussian process. Rayleigh pdf. Example	2
2.5	Central limit theorem. Application in AWGN channel	1
3	Autocorrelation Matrix	
3.1	Expectation, variance, autocorrelation and power spectral density	2
3.2	Autocorrelation matrix, properties eigen values	2
3.3	Filtering of WSS, output autocorrelation and PSD	2
3.4	Inversion of autocorrelation matrix. LD recursion	2
3.5	Whitening	1
3.6	Wiener Hopf equation, Brownian motion. Model and spectral density	3
4	Signal Modeling	
4.1	Least squares method	2
4.2	Pade method, Prony method	3
4.3	Stochastic models	3
5	Spectrum Estimation	
5.1	Periodogram	3
5.2	Parametric methods	4

Simulation Assignments

The following simulations can be done Python/R/MATLAB/SCILAB.

Generation of Discrete Stochastic Signals

1. Simulate stochastic signals of

1 Uniform

2 Binomial

3 Gaussian

4 Rayleigh

5 Ricean

probability density functions and test their histograms.

2. Compute the statistical averages such as mean, variance, standard deviation etc.

3. To compute the autocorrelation matrix for each signals. Compare the autocorrelation of Gaussian signal with others.

4. To observe the spectrum of the signal and relate it with the autocorrelation function.

Gambler's Trouble

- It is observed by gamblers that although the number of triples of integers from 1 to 6 with sum 9 is the same as the number of such triples with sum 10, when three dice are rolled, a 9 seemed to come up less often than a 10.
- Simulate a die throwing experiment. One may use the *randint* command in Python.
- Roll three dice together N times.
- Compute the number of times the sum of outcomes is 9 and the corresponding probability.
- Repeat the experiment for the sum of outcomes equal to 10 and observe if the hypothesis is true.
- Compute the two probabilities for $N = 100; 1000; 10000; 50000; 100000$ and plot the two probabilities against N and appreciate.

Central limit Theorem

- Simulate a coin toss experiment that generates a string of length N of 0s and 1s that are uniformly distributed.
- Toss the coin M times and sum up the string in every toss.
- Plot the normalized histogram of the sum values for $M = 100, 1000, 5000$. Observe that it is a Binomial distribution.
- Plot the function $q = {}^M p^r (1-p)^{M-r}$ and compare with the histogram.

- Make M very large and observe that the histogram tends to become Gaussian, justifying the central limit theorem.

Labouchere system

- Labouchere system is a betting game in which a sequence of numbers is written and the player bets for an amount equal to the first and last number written.
- The game may be tossing a coin.
- If the player wins, the two numbers are removed from the list and the player is free to continue. If the list has only one number that becomes the stake amount.
- If he fails the amount at stake is appended to the list and the game continues until the list is completely crossed out, at which point the player has got the desired money or until he runs out of money
- Simulate this game and observe the outcomes for different sequences on the list

Levinson Durbin Recursion

- It is required to invert large auto correlation matrices with LD recursion.
- Realize Gaussian and uniformly distributed random signals and compute their autocorrelation matrices.
- Load a speech signal in `say.wav` format and compute its autocorrelation matrix.
- Create a function to perform LD recursion on the above three matrices.

Simulation of Brownian Motion

- The task is to realize the differential/difference equation for Brownian motion in two dimensions with and without gravity.
- Observe the particle movement on the GUI and understand.
- Compute the autocorrelation and power spectral density and appreciate.

Spectrum Estimation

- Generate a cosinusoid of say 100 Hz frequency and bury it in AWGN of comparable variance.
- Write functions for periodogram and ARMA method to estimate the spectrum of the cosinusoid.

The student may install the Python package *spectrum* and repeat the estimation steps using its modules and compare the plot of spectra with those resulted by your functions.

Model Question Paper

University of Kerala

Fourth Semester B Tech Degree Examination

Branch: Electronics and Communication

Course: ECT 296 Stochastic Signal Processing

Time:3Hrs

Max. Marks:100

PART A

Answer All Questions

- Give the three axioms of probability (3) K_2
- You throw a coin and if head turns up you get Rs. 100 and loses Rs. 40 if tail turns up. The probability of a head is 0.2. (3) K_3
Draw the CDF and PDF of the random variable representing gain/loss. (3) K_3
- State central limit theorem. Give its significance. (3) K_2
- Draw the pdf of Rayleigh density function. (3) K_2
- Write and explain the differential equation for Brownian motion (3) K_2
- Give the output mean and autocorrelation of an LTI system that is driven by a WSS process. (3) K_2
- Explain the term signal modeling (3) K_2
- Explain ARMA model of a signal (3) K_2
- Explain the need for power spectrum estimation (3) K_2
- List the various parametric spectrum estimation methods. (3) K_2

PART B

Answer one question from each module. Each question carries 14 mark.

Module I

- 11(A) Derive mean and variance of a Gaussian distribution with parameters μ and σ^2 (8) K_3
 (8) K_3
- 11(B) Write down the probability density of a bivariate Gaussian random variable. What is the significance of the correlation coefficient? (6) K_3

OR

12. A six faced die with

$$P(1) = P(5) = \frac{1}{6}, P(4) = P(3) = \frac{1}{8}, P(2) = \frac{1}{12}$$

is thrown in a game with outcomes listed in the table.

Face	1	2	3	4	5	6
Payoff	50	-40	60	-60	-20	100

The + and - signs indicates gain and loss for the the player respectively.

- A) Draw the CDF and PDF of Pay off random variable. (6) K_3
 B) Compute the expected value of gain/loss. Is it worthwhile to play the game? 1. K_3
 1. K_3
 C) What is the variance of Payoff? (3) K_3

Module II

13(A) Test if the random process

$$X(t) = A \cos (2\pi fct + \theta) \quad (7) \quad K_3$$

is WSS with A a random variable in the interval $[-\pi, \pi]$.

- 13(B) If **X and Y are zero** mean GaussianRVs, compute the Pdf of $Z = \sqrt{X^2 + Y^2}$ (7) K_2

OR

- 14(A) Express a Binomial random variable X as a sum of many Bernoulli random variables. Derive the mean of X using this connection. (4) K_3
- 14(B) Derive Chebyshev inequality. How is it helpful in estimating tail probabilities? (6) K_3
- 14(B) List the conditions for a stochastic process to be WSS. (4) K_3

Module III

- 15(A) State and prove three properties of autocorrelation matrix. (8) K_3
- 15(B) Prove that the power spectrum of a real process $\mathbf{X}(t)$ is real. (6) K_3

OR

- 16 Give the mathematical model and compute the autocorrelation of the Brownian motion (14) K_3

Module IV

- 17 Use Pade approximation to model the signal x whose first six values are [1, 1.6, 0.7, 0.4, 0.6, 0.25] using a second order all pole model ($p = 2$ and $q = 0$) and a second order MA model ($p = 0$ and $q = 2$) (14) K_3

OR

- 18 Use Prony method to model a unit pulse $x[n] = U[n] - U[n-N]$ as a system with one pole and one zero. (14) K_3

Module V

- 18 Explain the periodogram method of spectrum

OR

21. Explain the three nonparametric methods of spectrum estimation. (14) K_3